



GOVERNMENT OF KARNATAKA

DEPARTMENT OF HEALTH & FAMILY WELFARE

NOVEL CORONA VIRUS (COVID-19)

MEDIA BULLETIN

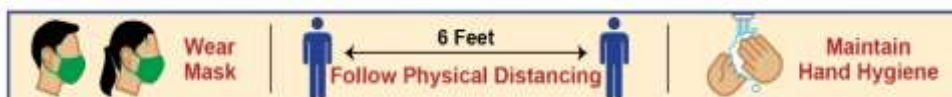
DATE: 10-02-2021

The first case of Novel Corona Virus infection, which has caused a pandemic resulting in catastrophic health implications and human miseries throughout the globe, was detected in state on 08.03.2020. It was a case of international traveler returning to Bengaluru Urban. Since then, the state has relied on 5Ts of tracing, testing, tracking, treatment and technology to tackle COVID-19. A robust surveillance system with elaborate contingency plan is in place for limiting the spread of the disease.

In the fight against COVID-19 pandemic an effective intervention in the form of COVID vaccination has been implemented in Karnataka since January 16th 2021 as per Government of India operational guidelines.

1	Today's Discharges	322
2	Total Discharges	925489
3	New Cases Reported(09.02.2021, 00:00 to 23:59)	415
4	Total Active Cases	5875
5	New Covid Deaths	3
6	Total Covid Deaths	12244
7	Total Positive Cases	943627
8	Admitted in ICU (among total active cases)	141
9	Positivity rate for the day (09.02.2021, 00:00 to 23:59)	0.62%
10	Case fatality rate (CFR) for the day (09.02.2021, 00:00 to 23:59)	0.72%

Particulars		Today's	Cumulative
A	Total Passengers screened at Air ports	-	304332
B	UK passengers arrived from 25-11- 2020 to till date	277	10218



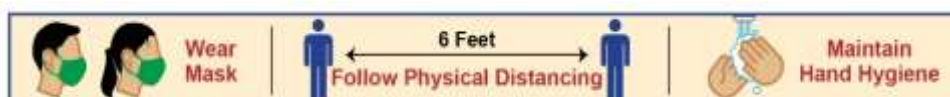
Particulars		Today's	Cumulative
C	COVID-19 vaccine coverage report		
	• Sessions Planned	582	11214
	• Sessions Held	580	11071
	• Total target (HCW+FLW)	97228	1102826
	• Total Achieved (HCW+FLW)	18746	460388
	• % coverage	19	41.7
D	Serious AEFIs	0	10

LABORATORY DATA

Test done details			
Date	Rapid Antigen Detection Test	RT PCR & Other methods	Total Test
Today	4256	61943	66199
Cumulative Total (For 2021- till today)	233192	3262661	3495853
Cumulative Total (for year 2020)	3726803	10469262	14196065
Cumulative Total (Tilldate)	3959995	13731923	17691918

UK Passengers Test done details till today	
UK returnees positive for RT-PCR	59
Primary contacts positive for RT-PCR	26
UK strain positive	21

*Data received from SSU.



Programmatic Updates

Mental Health Counselling Data (held on 09.02.2021)

No of patients counselled	Cumulative No of patients counselled
580	965619

01	Karnataka has operationalised State Control Room & District Control Room for real time monitoring, address COWIN portal issues, AEFI queries and media scanning.
02	“Corona Watch” Mobile AP-P- can be downloaded from https://covid19.karnataka.gov.in In this app you can see the spots visited by Positive Patients up to 14 days Prior to testing Positive. Also, it shows the nearest First Respondent Hospitals and Helpline numbers.
03	During the COVID-19 lockdown period, for assisting public on fever, cold, cough & respiratory Problems a unique helpline Number 14410 called “Apthamitra” has been started by Government of Karnataka. 210 lines have been reserved for receiving calls of COVID-19. On 09.02.2021 , 3953 calls have been received.
04	To know the Result of the Covid test using SRF ID, please log-on to the following link- https://www.covidwar.karnataka.gov.in/service1

Appeal to Public: Any person who has returned from COVID-19 affected Country or has been in personal contact with such person must remain in Home Isolation for 14 days from arrival in India irrespective of having any symptoms or not. **Also, should self-notify to nearest Government Hospital or free call “Aptamitra” Helpline 14410. Maintain Personal hygiene, use tissue Paper/handkerchief while coughing or sneezing, frequently wash hands with soap and water or use hand sanitizer and avoid attending mass social gatherings.**

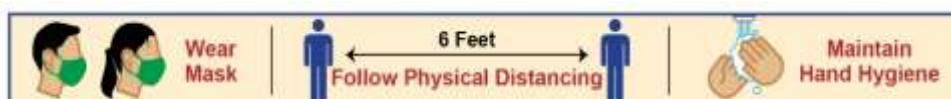
Help us to Help you ←-----→ Stay Home, Be Safe
Let us fight COVID-19 together

All the Guidelines and Advisories are available at State Health and Family Welfare Department Website:

<https://karunadu.karnataka.gov.in/hfw/kannada/Pages/covid-19.aspx>

Govt. of Karnataka Official COVID-19 Information Website:

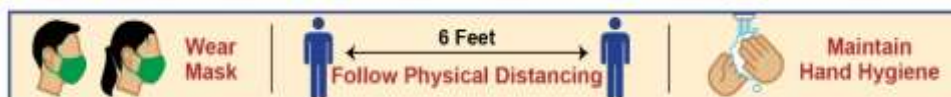
<http://covid19.karnataka.gov.in>



COVID-19 Vaccination Program Information:

Date: 10.02.2021 (5:30 PM)						
Sl. No.	District	COVID-19 vaccination coverage				
		Sessions		Total target (FLWs+HCWS)	Total vaccinated (HCWs+FLWs)	% Coverage
		Planned	Held			
1	Bagalkot	10	10	1111	234	21
2	Ballari	14	14	5227	982	19
3	Belagavi	27	27	7156	1801	25
4	Bengaluru Rural	9	9	1544	144	9
5	Bengaluru Urban	186	186	20824	2052	10
6	Bidar	11	11	1677	242	14
7	Chamarajanagar	9	9	2269	172	8
8	Chikkaballapur	12	12	2363	239	10
9	Chikkamagaluru	12	12	1266	587	46
10	Chitradurga	7	7	1740	420	24
11	Dakshina Kannada	24	24	4569	1663	36
12	Davangere	15	15	4049	324	8
13	Dharwad	14	14	2262	330	15
14	Gadag	11	11	1697	730	43
15	Hassan	23	23	2978	711	24
16	Haveri	11	11	1972	261	13
17	Kalaburagi	11	11	2181	738	34
18	Kodagu	5	5	1191	299	25
19	Kolar	8	8	1650	638	39
20	Koppal	18	18	5887	654	11
21	Mandya	11	11	2806	264	9
22	Mysuru	25	23	3585	939	26
23	Raichur	30	30	4229	333	8
24	Ramanagara	9	9	878	135	15
25	Shivamogga	11	11	2012	369	18
26	Tumakuru	8	8	2114	1760	83
27	Udupi	2	2	632	134	21
28	Uttara Kannada	16	16	2555	789	31
29	Vijayapura	18	18	2513	618	25
30	Yadgir	15	15	2291	184	8
Total		582	580	97228	18746	19

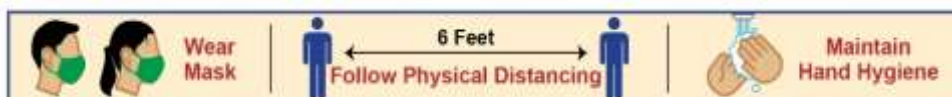
Note: No severe/serious AEFI reported across the state.



Districtwise Abstract of COVID-19**

Sl. No	District Name	Today's Positives	Total Positives	Today's Discharges	Total Discharges	Total Active Cases	Today's Reported Covid Deaths	Total Covid Deaths	Death due to Non-Covid reasons
1	Bagalakote	0	13765	1	13623	6	0	136	0
2	Ballari	1	39184	5	38551	36	0	597	0
3	Belagavi	17	26780	9	26357	81	0	342	0
4	Bengaluru Rural	6	18734	5	18505	70	0	159	0
5	Bengaluru Urban	208	401095	142	392857	3826	3	4411	1
6	Bidar	8	7473	2	7234	63	0	172	4
7	Chamarajanagara	3	6943	1	6795	17	0	120	11
8	Chikkaballapura	6	13660	5	13510	32	0	117	1
9	Chikkamagaluru	3	13975	4	13814	22	0	139	0
10	Chitradurga	11	14806	14	14580	157	0	69	0
11	Dakshina Kannada	16	34090	22	33013	337	0	738	2
12	Davanagere	9	22375	1	22067	44	0	264	0
13	Dharwada	2	22231	11	21579	38	0	614	0
14	Gadag	2	10998	1	10847	10	0	141	0
15	Hassana	10	28599	4	28115	89	0	395	0
16	Haveri	1	11005	0	10810	5	0	190	0
17	Kalaburagi	14	21759	11	21268	163	0	328	0
18	Kodagu	11	6097	13	5956	69	0	72	0
19	Kolar	2	10036	4	9816	43	0	177	0
20	Koppala	0	13934	0	13648	7	0	279	0
21	Mandya	2	19704	5	19521	32	0	151	0
22	Mysuru	45	53684	22	52438	219	0	1027	0
23	Raichuru	1	14282	1	14107	17	0	158	0
24	Ramanagara	1	7419	1	7336	6	0	77	0
25	Shivamogga	6	22385	2	21987	49	0	349	0
26	Tumakuru	17	25404	15	24703	316	0	385	0
27	Udupi	6	23417	10	23184	44	0	189	0
28	Uttara Kannada	3	14638	6	14413	47	0	178	0
29	Vijayapura	4	14449	4	14220	23	0	206	0
30	Yadagiri	0	10670	1	10602	7	0	61	0
31	Others*	0	36	0	33	0	0	3	0
Total		415	943627	322	925489	5875	3	12244	19

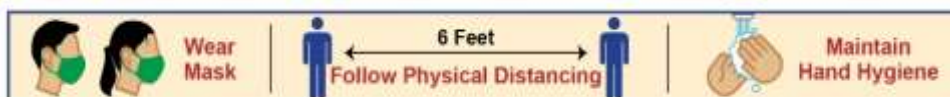
*Others include Cases of other States and International Quarantined Passengers.



Annexure - I

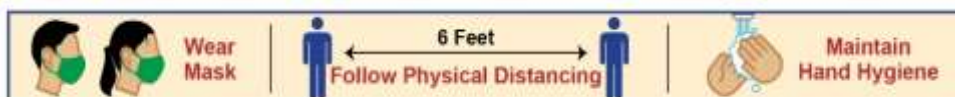
Today's Discharges

Sl. No	District Name	Total	Patient Number*
1	Bagalakote	1	954950
2	Ballari	5	954039 954040 954041 954042 954043
3	Belagavi	9	953458 953471 953472 953473 953627 953628 953629 953796 953849
4	Bengaluru Rural	5	953797 953798 953973 953974 954059
5	Bengaluru Urban	142	949505 949580 949812 949830 949883 950096 950166 950295 950437 950823 950868 950885 950890 951002 951113 951175 951265 951304 951305 951351 951352 951353 951419 951493 951494 951497 951498 951568 951634 951689 951819 952027 952402 952635 952689 952696 952702 952833 952850 952852 952867 952868 952871 952991 953010 953032 953033 953036 953041 953089 953092 953093 953094 953096 953105 953107 953108 953109 953110 953117 953120 953153 953154 953186 953187 953188 953191 953211 953215 953301 953305 953316 953318 953320 953323 953329 953367 953396 953427 953440 953441 953465 953475 953476 953480 953482 953483 953484 953487 953489 953492 953493 953494 953498 953505 953579 953581 953583 953599 953600 953602 953604 953611 953612 953614 953615 953632 953636 953637 953643 953644 953649 953650 953655 953657 953688 953691 953693 953697 953705 953706 953707 953710 953716 953719 953720 953722 953723 953724 953729 953732 953733 953762 953775 953799 953803 953806 953807 953808 953809 953810 953812
6	Bidar	2	954584 956080
7	Chamarajanagara	1	954897
8	Chikkaballapura	5	954813 954898 954971 955327 955753
9	Chikkamagaluru	4	955364 955462 955553 955554
10	Chitradurga	14	954461 954507 954563 954661 954709 954865 954896 954931 954967 954968 954969 954970 955005 955193
11	Dakshina Kannada	22	953242 953348 953350 953351 953352 953353 953375 953445 953468 953557 953558 953559 953563 953662 953741 953777 953778 953779 953780 953782 953784 953776
12	Davanagere	1	954070
13	Dharwada	11	954621 955053 955387 955388 955389 955611 955612 955613 955677 955843 955165
14	Gadag	1	954690
15	Hassana	4	954470 954691 954692 954710
16	Haveri	0	0
17	Kalaburagi	11	947628 950607 950610 950519 950635 951010 951620 952211 952514 952676 953071
18	Kodagu	13	954179 954180 954183 954186 954187 954188 954189 954190 954192 954193 954209 954204 954211
19	Kolara	4	955017 955018 955106 955479
20	Koppala	0	0
21	Mandya	5	953570 954299 955245 955246 955247
22	Mysuru	22	951681 951721 954340 954477 954526 954567 954569 954571 954572 954595 954623 954624 954625 954636 954637 954638 954639 954640 954662



			954672 954693 954568
23	Raichuru	1	953837
24	Ramanagara	1	953414
25	Shivamogga	2	953315 953792
26	Tumakuru	15	950958 950959 950960 950961 950962 950963 951013 951014 951015 951016 951097 951152 951153 951154 951155
27	Udupi	10	955920 955921 955922 955923 955924 955925 955926 955962 955963 955990
28	Uttara Kannada	6	954378 954626 954627 955879 956144 956625
29	Vijayapura	4	931387 934804 954199 954645
30	Yadagiri	1	953028
Total		322	

* Patient numbers are State P Code.

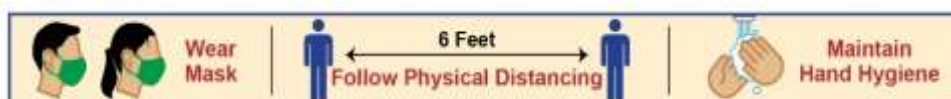


Annexure – 2

Today's Reported COVID-19 Deaths: 03

Sl. No	District	State P No.	Age in Years	Sex	Description	Symptoms	Co-Morbidities	DOA	DOD	Place of Death
1	Bengaluru Urban*	947949	M	52	SARI	Breathlessness	CKD	19-Jan-21	27-Jan-21	Private Hospital
2	Bengaluru Urban	947954	M	69	SARI	Breathlessness	HTN, DM	03-Feb-21	03-Feb-21	Private Hospital
3	Bengaluru Urban*	949623	F	82	SARI	Breathlessness	-	22-Jan-21	25-Jan-21	Designated Hospital

*Data reconcile with the districts.



Annexure – 3

ICU Details		
Sl.No.	Districts	Total
1	Bagalakote	1
2	Ballari	0
3	Belagavi	4
4	Bengaluru Rural	3
5	Bengaluru Urban	69
6	Bidar	3
7	Chamarajanagara	1
8	Chikkaballapura	0
9	Chikkamagaluru	2
10	Chitradurga	0
11	Dakshina Kannada	5
12	Davanagere	2
13	Dharwada	4
14	Gadag	3
15	Hassana	6
16	Haveri	0
17	Kalaburagi	11
18	Kodagu	3
19	Kolara	1
20	Koppala	0
21	Mandya	1
22	Mysuru	5
23	Raichuru	0
24	Ramanagara	0
25	Shivamogga	3
26	Tumakuru	5
27	Udupi	4
28	Uttara Kannada	3
29	Vijayapura	2
30	Yadagiri	0
Total		141

