

COVID-19 MIZORAM DAILY BULLETIN

Task Group on Media & Publicity



For latest COVID-19 related informations in Mizoram, please click the following links :



https://twitter.com/dipr_mizoram?s=09



https://instagram.com/dipr_mizoram?igshid=1akqtv09bst7c



<https://www.facebook.com/Department-of-Information-Public-Relations-Govt-of-Mizoram-113605006752434/>

Issue No : 137

Time : 1st September, 2020 @ 7:00 PM

Mizoram COVID-19 Helpline no. 102(toll free)/ 0389 2323336/0389 2318336

01.09.2020 LEH 30.09.2020 INKARA MIZORAM CHHUNGA INKAIHHRUAINA KALPUI DAN TUR THUPEK For details [Click here](#)

1. September ni 1, 2020 tlaidar 5:30 a Khawvel COVID-19 dinhmun (source: WHO)

Confirmed cases - 2,52,98,875
Confirmed deaths - 8,47,602

COVID-19 natna vei hmuh chhuah tamna ram te

| | | | | | |
|----------|-------------|-----------|-------------|--------------|-------------|
| USA | - 59,36,572 | Brazil | - 38,62,311 | India | - 36,91,167 |
| Russia | - 9,95,319 | Peru | - 6,47,166 | South Africa | - 6,25,056 |
| Colombia | - 6,07,398 | Mexico | - 5,95,841 | Spain | - 4,39,286 |
| Chile | - 4,11,726 | Argentina | - 4,08,426 | Iran | - 3,75,212 |

COVID-19 natna thihpui tamna ram te

| | | | | | |
|--------|------------|----------|------------|--------|----------|
| USA | - 1,82,162 | Brazil | - 1,20,828 | India | - 65,288 |
| Mexico | - 64,158 | U.K. | - 41,499 | Italy | - 35,477 |
| France | - 30,467 | Spain | - 29,011 | Peru | - 28,788 |
| Iran | - 21,571 | Colombia | - 19,364 | Russia | - 17,176 |

Darkar 24 chhunga COVID-19 natna hmuhchhuah tam zualna ram te

| | | | | | |
|----------|----------|-------------|----------|-----------|----------|
| India | - 69,921 | USA | - 37,068 | Brazil | - 16,158 |
| Colombia | - 8,024 | Peru | - 7,731 | Argentina | - 7,187 |
| France | - 5,126 | Russia | - 4,993 | Mexico | - 4,129 |
| Iraq | - 3,757 | Philippines | - 3,423 | Indonesia | - 2,743 |

Darkar 24 chhunga COVID-19 natna thihpui tam zualna ram te

| | | | | | |
|--------|-------|-----------|-------|--------------|-------|
| India | - 819 | USA | - 473 | Brazil | - 366 |
| Mexico | - 339 | Colombia | - 300 | Peru | - 181 |
| Iran | - 109 | Argentina | - 97 | Russia | - 83 |
| Iraq | - 83 | Indonesia | - 74 | South Africa | - 47 |

WHO in region a then dan a COVID-19 veizat

| | | |
|-----------------------------------|-----------------------------|----------------------------|
| Americas - 1,33,56,411 | South-East Asia - 42,33,827 | Europe - 42,32,301 |
| Eastern Mediterranean - 19,27,266 | Africa - 10,50,924 | Western Pacific - 4,97,405 |

Darkar 24 chungin positive thar **2,12,748** an awm a; **3,672** in an thihpui.

2. September ni 1, 2020 zing dar 8:00 a India ram COVID-19 dinhmun (source : MoHFW, GOI)

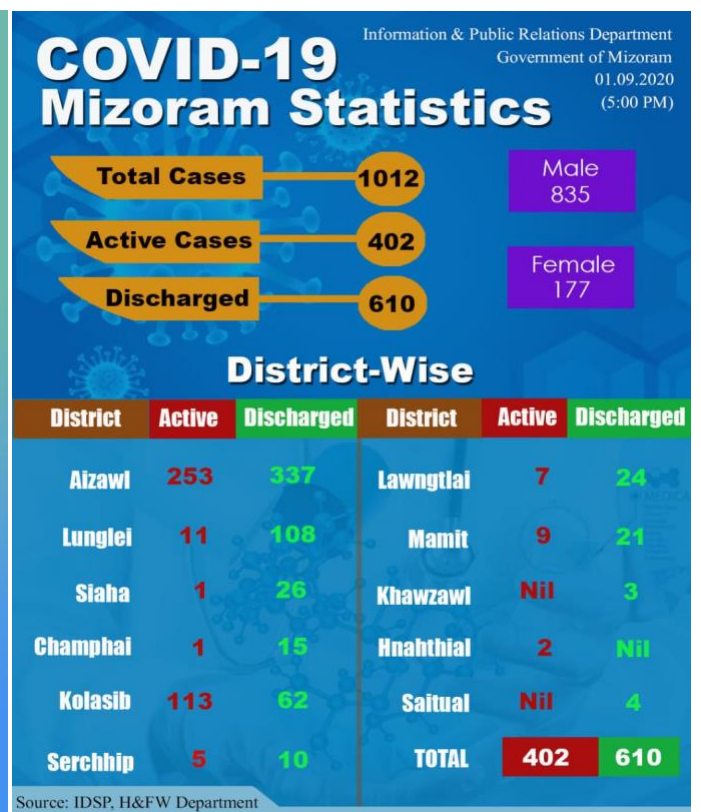
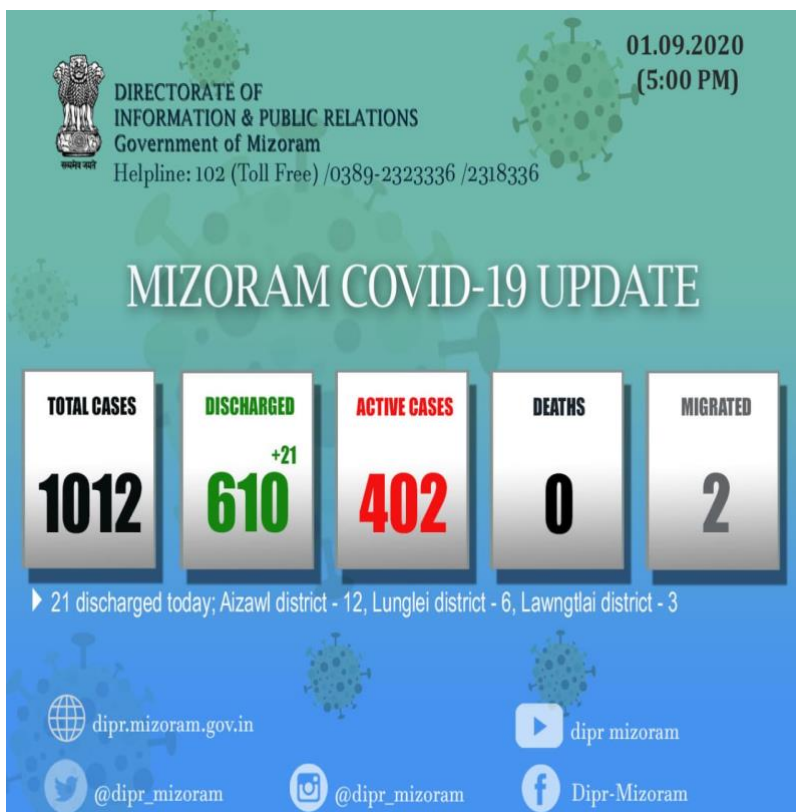
COVID-19 vei hmuhchhuah tawh zat : 36,91,167

Tuna vei mek zat: 7,85,978

| Sl. | State/UT | Vei mek | Damch hu ak | Thi | Sl. | State/UT | Vei mek | Damch hu ak | Thi |
|-----|---------------------------------|---------|-------------|------|-----|----------------|---------------|----------------|--------------|
| 1 | Andaman & Nicobar Islands | 439 | 2647 | 46 | 19 | Madhya Pradesh | 13914 | 48657 | 1394 |
| 2 | Andhra Pradesh | 100276 | 330526 | 3969 | 20 | Maharashtra | 194399 | 573559 | 24583 |
| 3 | Arunachal Pradesh | 1220 | 2885 | 7 | 21 | Manipur | 1894 | 4330 | 28 |
| 4 | Assam | 23273 | 85461 | 306 | 22 | Meghalaya | 1196 | 1162 | 10 |
| 5 | Bihar | 16335 | 119540 | 582 | 23 | Mizoram | 402 | 610 | 0 |
| 6 | Chandigarh | 1859 | 2431 | 56 | 24 | Nagaland | 874 | 3067 | 9 |
| 7 | Chhattisgarh | 14237 | 16989 | 277 | 25 | Odisha | 25758 | 77286 | 492 |
| 8 | Dadra Nagar Haveli, Daman & Diu | 284 | 2081 | 2 | 26 | Puducherry | 4849 | 9334 | 228 |
| 9 | Delhi | 14626 | 155678 | 4444 | 27 | Punjab | 15512 | 97027 | 1453 |
| 10 | Goa | 3649 | 13577 | 192 | 28 | Rajasthan | 13825 | 66812 | 1056 |
| 11 | Gujarat | 15524 | 77756 | 3020 | 29 | Sikkim | 424 | 1225 | 3 |
| 12 | Haryana | 11371 | 52672 | 689 | 30 | Tamil Nadu | 52578 | 368141 | 7322 |
| 13 | Himachal Pradesh | 1563 | 4515 | 38 | 31 | Telangana | 31699 | 95162 | 836 |
| 14 | Jammu & Kashmir | 7980 | 29015 | 703 | 32 | Tripura | 4366 | 7674 | 113 |
| 15 | Jharkhand | 14096 | 27143 | 417 | 33 | Uttarakhand | 5908 | 13650 | 269 |
| 16 | Karnataka | 87254 | 249467 | 5702 | 34 | Uttar Pradesh | 54788 | 172140 | 3486 |
| 17 | Kerala | 23553 | 51538 | 294 | 35 | West Bengal | 25280 | 134270 | 3228 |
| 18 | Ladakh | 773 | 1874 | 34 | | TOTAL | 785978 | 2839901 | 65288 |

*Darkar 24 chhungin sample 10,16,920 test niin positive thar 69,921 hmuh a ni a, mi 65,102 dam (cured) a puan niin 819 in an thihpui a ni.

* ICMR chhinchhiah dan chuan India rama sample test tawh zawng zawng zat chu 4,33,24,834 a ni.



1st September, 2020
(5:00 PM)

MIZORAM COVID-19 CASES REPORT

| Categories | Cumulative | Discharged | Active | % from total active cases |
|-------------------------------------|-------------|------------|------------|---------------------------|
| Assam Rifles | 102 | 67 | 35 | 24.88% (paramilitary) |
| NDRF Lungverh | 32 | 32 | 0 | |
| BSF | 235 | 175 | 60 | |
| CRPF | 4 | 3 | 1 | |
| Indian Army & CIJWS | 5 | 1 | 4 | |
| Truckers | 152 | 47 | 105 | 26.12% |
| Civilians/Frontline Workers/ Others | 482 | 285 | 197 | 49.00% |
| TOTAL | 1012 | 610 | 402 | |

Source: IDSP, DHS:H&FW Department, Mizoram

3. Vawiin khan Chief Minister Zoramthanga chuan a August thla hlawh Basic Pay atanga **60% (Rs. 48,000/-)** chu COVID-19 dona atan Chief Minister's Relief Fund-ah a chhunglut. Heti hian vawiin thlenga Chief Minister's Relief Fund of COVID-19 a sum lut tawh zat chu Rs. **20,86,55,246** niin, Committee on Utilization of CM Relief Fund for Covid-19 in ruahmanna a siam angin Rs. **19,33,48,588** hman a ni tawh.

4. Quarantine Centre a senso leh thlen dan chungchanga sawrkar thuchhuak


Mizoram Sawrkar Chief Secretary hova Meeting Minute Dt.27.7.2020 zulzuiin Notification hmasa No.C.16011/298/2020-DC(A) / Dated,23rdJuly, 2020 chu a hnuai mi ang hian tih danglam a ni

. A : Quarantine Center thlen man:

| Sl. No | Name of Quarantine Center | Chawitur (Mipakhat tan) |
|--------|---|--|
| 1 | Deluxe ; i) Tourist Lodge, Chaltlang (a vaiin) ii) State Guest House (a vaiin) iii) Tourist Lodge, Beraw (Room No- 102,104,105,107,202,204,205 & 207 & Cottage No - 2,3,4,5,6 & 7) | Hengah te hian mi pakhatin zankhatah Rs.500/- zel a chawi ang. |
| 2 | Standard : i) SIRD Hostel (Hall leh Dormitory tellovin) ii) Tourist, Lodge Lengpui iii) FRCDR, Farmer Rest House, Bethlehem Vengthlang iv) RAY Housing, Falkland v) Forest Training School Hostel, Bethlehem Vengthlang vi) Sericulture Training Centre, Zemabawk- | Hengahte hian mi pakhatin zankhatah Rs.200/- zel a chawiang. |
| 3 | Ordinarv : (1) leh (2) lo zawng | Hengahte hian mi pakhatin zankhatah Rs. 100/- zel a chawi ang. |

NB : Thlen man hi nu leh pate bula la mu naupangte hnen atangin lak loh tur a ni. Puitling bikah chuan khum an lo intawm a nih pawhin khum khat zelin (per bed) lak thin tur a ni. Mutbu (mattress, blanket, bed linen) an intum a nih chuan thlen man lak loh tur a ni.

For details [Click here](#)

 **Quarantine chungchanga hriattur pawimawh**
For details [Click here](#)

5. Standard Operating Procedure for Social Distancing
For details [Click here](#)

6. Mizoram chhunga commercial passenger phur motor ten an zawm tur Standard Operating Procedure
For details [Click here](#)

7. Health and Family Welfare Department-in hriattirna 30.7.2020-a a lo tihchhuah tawh, COVID-19 test-na man bithliah chungchang chu ni 24.8.2020 khan thuchhuah thar siamin a tidanglam. Sawrkar hospital/facility-a RT-PCR leh TrueNat test-na man chu hetiang hian siam that a ni
For details [Click here](#)

 **Construction Works Hnathawktu Migrant Workers Chhawr/Chhawrtu Online Report-na**
For details [Click here](#)

8. Report (Covid-19) on Law & Order and Facilitation of Essential Goods & Services (1st September, 2020 @ 3:00pm)
For details [Click here](#)

9. COVID-19 Positive thar 1 hmuhchhuah a ni.

August ni 31, 2020 khan Rapid Antigen Test hmangin Kolasib District ah COVID-19 positive pakhat hmuhchhuah a ni a. Amah hi mipa kum 20 a upa, Assam ami niin COVID-19 symptoms a neilo.

ZMC lab-a sample 862 test zingah positive thar hmuh belh a ni lova, Lunglei TrueNAT laboratory-ah sample 24 (mipa vek) test niin result a negative vek bawk.

ZMC RT-PCR laboratory-a sample test dan

| | |
|--------------------|--|
| Aizawl district | - 851 (Mipa - 492, Hmeichhia - 359) |
| Lawngtlai district | - 11 (Mipa - 6, Hmeichhia - 5) |
| Total | - 862 (Mipa - 498, Hmeichhia - 364) |

RAT test dan

| | |
|--------------------|--------------|
| Kolasib district | - 213 |
| Hnahthial district | - 37 |
| Total | - 649 |

 **COVID-19 vei enkawlina hmun atang mi 21 chhuahtir an ni.**

Vawiin September ni 1, 2020-a COVID-19 positive enkawlina CCC/DCHC hrang hrang atanga chhuahtirte:

| | | |
|------------------------------|------|-------------------------------------|
| 1) CCC, Lawngtlai | - 3 | (hmeichhia vek, civilian vek) |
| 2) Zobawk CCC, Lunglei | - 5 | (mipa vek, civilian vek) |
| 3) SIRD CCC, Pukpui, Lunglei | - 1 | (mipa, civilian) |
| 4) CCC, ITI, Aizawl | - 12 | (mipa 5, hmeichhia 7, civilian vek) |

10. Lengpui Airport a 07.09.2020 leh 12.09.2020 a thlawhna tum ni tur siam danglam

West Bengal Sawrkar chuan 07.09.2020 (Thawhtanni), 11.09.2020(Zirtawpni) leh 12.09.2020 (Inrinni) ah te state pum inkharkhip a puan avang leh hei hian Airport te a huam tel dawn avangin Lengpui Airport a thlawhtheihna tum theih ni bithliah chu heng niah te hian siam danglam a ni a. Mizoram Sawrkar thupek ni 26.08.2020 a chhuak chuan Lengpui Airport-a thlawhna tum ni atan Thawhtanni, Thawhlehi leh Inrinni a ruat chu West Bengal lockdown avangin heng ni bik atan tih danglam (one time modification) a ni a. Hemi chungchanga vawiina Sawrkar thuchhuah tarlan danin 07.09.2020 (Thawhtanni) leh 12.09.2020(Inrinni) aiah 08.09.2020 (Thawhlehi) leh 09.09.2020 (Nilaini) ah te Lengpui Airport-ah thlawhna tum phalsak a ni ang.

Thu leh awm hma chuan a chung tarlan ni bik tihlohah chuan Lengpui Aiport-a thlawhtheihna tum ni bithliah chu Sawrkar thuchhuah ni 26.08.2020 ang zela kal tur a ni ang.

11. Deputy Commissioner, Aizawl District Hriattirna

Tun hnaiah Aizawl Venglai leh Zemabawk huam chhungah COVID-19 mipui zingah a darh tih hriat a ni a. Chuvangin Regulation 11 (1) (b) of 'The Mizoram Epidemic Diseases (COVID-19) Regulations, 2020' behchhanin Aizawl Venglai leh Zemabawk Local Council Area hi 'Containment Area-ah puan a ni.

Containment Area chhungah hian Deputy Commissioner, Aizawl District in a phalna a pek te leh Medical leh Security Duty te tihloh chu tumah an lut in an chhuak tur a ni lo. Veng leh veng inkalpawhna kawng (Main road) erawh tlan tlang phal a ni ang. Containment Management & Active Surveillance Team ten a tul angin surveillance te neiin hma an lak chhunzawm ang. He thupek hi thuleh awm hma chu hman tur a ni ang.

12. DC LUNGLEI HRIATTIRNA

Covid-19 laka mipui kan him theihna tura inkaihhraina chu September Ni 1, 2020 atanga Ni 30, 2020 thleng kalpui turin Mizoram Sorkar chuan Order No. B.13021/101/2020-DMR/Pt-III Dt 31.08.2020 hmangin thupek a chhuah a. Inkaihhraina chungchanga State Sorkar in thupek a chhuah hi Lunglei District ah hman vek tur a ni a.

District Level Task Force in tul a tih angin Sorkar Order behchhanin Lunglei District tan inkaihhraina a siam thei ang a. DLTF thurel anga inkaihhraina siam chu chhuah a nih hma chuan State sorkar thuchhuah hi a nih dan ti danglam lovin zawm tur a ni.

13. Champhai District chhunga khaw thenkhatah State dang emaw, Red Zone atanga rawn haw/ lokal nilo leh Positive contact neilo rawn haw/lokalte lo khunghrang (Quarantine) leh thin an awm tih hriat a ni a. Hei hian mi tam takte tan harsatna a thlen thin avangin Champhai District Bawrhap Pi Maria C.T Zuali chuan district chhung khuaahte State dang emaw, Red Zone atanga rawn haw/lokal nilo leh Positive contact neilo lo haw / lokalte khunghran (Quarantine) khap tlat anih thu a chhuah.

Thupek chhuah chuan hrivei ni a rinhlelh an awm anih chuan District Magistrate emaw, Incident Commander-te hnenah rang taka thlena an ni kaltlanga a tul anga hmalak anih tur thu a tarlang a. District Bawrhap chuan district chhunga Village Level Task Force (VLTF) te chu thupek chhuah ngaipawimawha, mahni kuta thuneihna inpe chawp lo tur leh midangte tana harsatna siam lova thuneitute rawn chung zela hma la thin turin a hriattir a ni.

14. Vawiin khan Lawngtlai District Level Task Force on COVID-19 (DLTF) leh Lawngtlai khawpui chungga VLTF ai awhte, quarantine facility nodal officer-te, zonal officer-te leh kohhran hruaitute chu DLTF Chairman, Lawngtlai Bawrhsap Dr Andrew H. Vanlaldika, MCS hovin DC Conference Hall-ah an thu khawm a. COVID-19 hri leng mek kara Mizoram sawrkar thuchhuah bawhzuia September thla chungga Lawngtlai District-a Unlock 3.0 kalpui dan tur an sawi ho.

For details [Click here](#)

15. Covid-19 Task Group on Quarantine Facilities daily report (as on 31st August, 2020)

| FORM A | | | | QUARANTINE FACILITY AS ON TODAY | | | | AS ON TODAY | |
|--------|--------------|------------------|-------------|---------------------------------|-------------------------------|---------------------------|---------------------------|--------------------------------|-----------------|
| Sl.No | District | No of Facilities | Capacity | No of pax admitted in Home Q | No of pax admitted in Hotel Q | No of pax admitted in CQF | No of pax admitted in GQF | No of pax shifted to Isolation | TOTAL PAX IN QF |
| | 1 | 2 | 3 | 4 | 5 | 6 | 7 | 8 | 10 |
| 1 | Aizawl | 40 | 2253 | 183 | 102 | 17 | 324 | 80 | 706 |
| 2 | Champhai | 7 | 334 | 9 | 0 | 0 | 34 | 1 | 44 |
| 3 | Hnahthial | 22 | 333 | 28 | 0 | 0 | 8 | 2 | 38 |
| 4 | Khawzawl | 26 | 530 | 0 | 0 | 0 | 13 | 0 | 13 |
| 5 | Kolasib | 21 | 908 | 0 | 0 | 0 | 205 | 109 | 314 |
| 6 | Lawngtlai | 23 | 715 | 4 | 0 | 0 | 45 | 0 | 49 |
| 7 | Lunglei | 24 | 791 | 0 | 0 | 0 | 104 | 19 | 123 |
| 8 | Mamit | 25 | 768 | 3 | 0 | 0 | 23 | 6 | 32 |
| 9 | Saitual | 44 | 704 | 0 | 0 | 0 | 8 | 0 | 8 |
| 10 | Serchhip | 33 | 552 | 0 | 0 | 0 | 85 | 27 | 112 |
| 11 | Siaha | 36 | 1469 | 29 | 0 | 0 | 24 | 1 | 54 |
| | TOTAL | 301 | 9357 | 256 | 102 | 17 | 873 | 245 | 1493 |

| Sl.No | Name of Facilities | No of Capacity in all QF* | No of Pax admitted to QF on reporting date | Progressive No of Pax admitted to QF | No of Pax discharged from QF as on reporting date | Progressive No of Pax discharged from QF | No of Pax shifted to Isolation as on reporting date | Progressive No of Pax shifted to Isolation | No of Pax in QF as on reporting date (Col 4-6-8)** |
|-------|----------------------|---------------------------|--|--------------------------------------|---|--|---|--|--|
| 1 | 2 | 2A | 3 | 4 | 5 | 6 | 7 | 8 | 9 |
| 1 | Government QF | 9357 | 63 | 14230 | 104 | 13042 | 11 | 315 | 873 |
| 2 | Isolation Facilities | - | 2 | 1260 | 23 | 1015 | 0 | 0 | 245 |
| 3 | Community QF | 7760 | 0 | 3994 | 0 | 3966 | 0 | 11 | 17 |
| 4 | Home Quarantine | - | 19 | 1656 | 5 | 1397 | 0 | 3 | 256 |
| 5 | Hotel/Paid QF | 69 | 0 | 222 | 0 | 119 | 0 | 1 | 102 |
| | TOTAL | 17186 | 84 | 21362 | 132 | 19539 | 11 | 330 | 1493 |

For details [Click here](#)

16. Military Quarantine Report on 31st August, 2020 (Covid-19 Task Group on Quarantine Facilities)

| Sl. No. | District | No. of military personnel quarantined |
|---------|--------------|---------------------------------------|
| 1 | Aizawl | 68 |
| 2 | Champhai | 0 |
| 3 | Hnahthial | 0 |
| 4 | Khawzawl | 0 |
| 5 | Kolasib | 142 |
| 6 | Lawngtlai | 0 |
| 7 | Lunglei | 43 |
| 8 | Mamit | 0 |
| 9 | Saitual | 0 |
| 10 | Serchhip | 40 |
| 11 | Siaha | 0 |
| | Total | 293 |

For details [Click here](#)

17. Status of Mizoram Surveillance of COVID-19 (Time: 31.8.2020 5:00pm – 1.9.2020 5:00 pm) –
input from IDSP, H&FW department

| S.No | Category | Newly added on Date: 1.9.2020 | Cumulative till Date: 1.9.2020 |
|------|--|----------------------------------|-----------------------------------|
| 1 | Number of persons screened | 437 | 161384 |
| 2 | COVID-19 SAMPLE TESTED | | |
| | NICED – Kolkata | - | 5 |
| | Guwahati Medical College | - | 12 |
| | Silchar Medical College | - | 41 |
| | Rapid Antigen Test | 1 | 10545 |
| | Lunglei Civil Hospital (Truenat – PCR) | 24 | 1799 |
| | Zoram Medical College(ZMC) | 826 | 29282 |
| | Number of samples tested | 886 | 41683 |
| 3 | Number of Suspects hospitalized at SRHF-ZMC | 0 | 342 |
| 4 | Number of patients/suspects admitted at DCHC | | 7 |
| 5 | Number of patients/suspects admitted at CCC | | 344 |
| 6 | NUMBER OF CONFIRMED POSITIVE CASES | | |
| | Guwahati Medical College | - | 1 |
| | Rapid Antigen Test | 1 | 193 |
| | Lunglei Civil Hospital (Truenat – PCR) | 0 | 72 |
| | Zoram Medical College, Falkawn (RT-PCR) | 0 | 746 |
| | Number of COVID-19 Confirmed positive cases | 1 | 1012 |
| 7 | Number of positive cases Hospitalized | 1 | 1012 |
| 8 | Number of persons cured/discharged | 21 | 610 |
| 9 | Migrated | 0 | 2 |
| 10 | Number of active cases | 1 | 402 |
| 11 | Number of death due to COVID-19 | 0 | 0 |

For details [Click here](#)

18. District hrang hrang Covid Care Centre (CCC) leh Dedicated Covid Health Centre (DCHC) a enkawl
mek zat. – 1st September, 2020 (input from IDSP, H&FW department)

| NAME OF DISTRICT | DEDICATED COVID HEALTH CENTER(DCHC) | COVID CARE CENTER(CCC) |
|------------------|-------------------------------------|------------------------|
| Aizawl East | 0 | 79 |
| Aizawl West | 0 | 80 |
| Lunglei | 0 | 13 |
| Siaha | 0 | 1 |
| Champhai | 1 | 0 |
| Kolasib | 1 | 112 |
| Serchhip | 5 | 22 |
| Lawngtlai | 0 | 7 |
| Mamit | 0 | 8 |
| Saitual | 0 | 0 |
| Khawzawl | 0 | 0 |
| Hnahthial | 0 | 2 |
| TOTAL | 7 | 324 |

For details [Click here](#)

19. Vawiin hian ZMC, Falkawn-a Covid-19 laboratory-ah test neih leh mek a ni a, result hi zan lamah chhuak tura beisei a ni. Hriat theih chinah vawiin hian sample 500 chuang test niin, ZMC, Aizawl, Kolasib leh Hnahthial atanga dawnte an ni. Nimin lama sample test 862 ah positive hmuhchhuah thar an awm lo.

Nimin khan Rapid Antigen Test hmangin Kolasib District-ah mi 1 test niin a positive tih hmuhchhuah a ni. Covid-19 vei hmuhchhuah thar hi mipa kum 20 mi a ni.

ZMC-ah Covid-19 damlo 73 enkawl mek an ni. Isolation Ward-ah damlo 72 awmin, SICU-ah damlo 1 a awm. Isolation Ward-a damlo awm zingah khawsik nei 1 a awm a, investigation hrang hrang tih mek niin ngaihtuahawm erawh a ni lo. Damlo dangte zingah harsatna em em nei an awm lo. **(ZMC bulletin)**

LLTF / VLTF-te hnena ngenna

1. Insawiselna nei ZMC-a admit tur chuan Screening room 9436743459-ah phone hmasak a, Referral Form nen ngei pan theih hram nise.
2. Insawiselna (symptom) neilo, positive contact vang emaw chhan dang engemaw vanga test ngaite erawh chu an quarantine-na hmun theuhah sample la tura IDSP team phone tur a ni.
3. Quarantine Facility-a naupai awm zawng zawng chu emergency a sample test nghal vek tur a ni.
4. Quarantine Facility-a naupai, nau nei hnai an nih chuan an pasal emaw an rawn hawpui-ten kalpui tur a ni a, midang rawn hruai tel loh tur.
5. Damlo, Covid-19 vei rinhleh, mahni insaseng thei lo tan awmpuitu pakhat chauh rawn neih tur a ni. **(ZMC bulletin)**

20. Existing number of inmates at all designated Quarantine Facilities in Mizoram on September 1, 2020(as reported by Mizoram State Control on COVID-19, DM&R)

| EXISTING NUMBER OF INMATES AT QUARANTINE FACILITIES AS ON | | | | | | | 01-09-2020 | |
|---|----------------------------------|---|---------------------------------------|---|---|--|--|---|
| Name of State : Mizoram | | MIZORAM STATE CONTROL ROOM ON COVID-19 | | | | | TIME : 4:00pm | |
| | | ADMITTED | | DISCHARGED | | | | |
| I | II | III | IV | V | VI | VII | VIII | IX |
| Sl.no | Name of Facilities | No.of persons admitted (between 6:00 AM the previous Day and 6:00 AM on the date of report) | Progressive Total of persons admitted | No.of persons discharged (between 6:00 AM the previous Day and 6:00 AM on the date of report) | Progressive Total of persons discharged | No.of person shifted to Isolation (between 6:00 AM the previous Day and 6:00 AM on the date of report) | Progressive Numbers shifted to Isolation | No. of persons in the quarantine facility on the date of report (=IV-VI-VIII) |
| 1 | Government Quarantine Facilities | 15 | 14261 | 51 | 13123 | 0 | 315 | 823 |
| 2 | Isolation Facilities | 4 | 1270 | 6 | 1032 | | | 238 |
| 3 | Community Quarantine Facilities | 1 | 3995 | 0 | 3966 | 0 | 11 | 18 |
| 4 | Home Quarantine | 12 | 1668 | 8 | 1405 | 0 | 3 | 260 |
| 5 | Hotel/Paid Quarantine Facilities | 0 | 222 | 0 | 119 | 0 | 1 | 102 |
| | Total | 32 | 21416 | 65 | 19645 | 0 | 330 | 1441 |

For details [Click here](#)

21. The Mizoram (Containment and Prevention of COVID-19) Ordinance, 2020 in a sawi angin vantlang hmuna chilchhak, tuibur pik, Sahdah hmuam hnu paih leh a nih dan tur lo anga Mask vuah, leh quarantine center atanga tlanchhuah te hi dan anga hrem theih a ni. Quarantine Center a awm ten awmdan tur duansa te tha taka zawmin vantlang pawikhawih thei turin an khawsa tur a ni lo.

COVID-19 chungchanga hriat duh neite leh khawsik, khuh, hrawkna leh thawhah neite chuan **Mizoram COVID-19 Helpline no. 102(toll free), 0389 2323336, 0389 2318336 – ah phone tur a ni.**

22. Daily Report on Military and Para-military Status at Quarantine Facilities in various Districts on September 1, 2020 (as reported by Mizoram State Control on COVID-19, DM&R)

| ABSTRACT OF DAILY REPORT ON MILITARY AND PARA MILITARY STATUS AT QUARANTINE FACILITIES AS ON | | | | | | | | | | 01-09-2020 | |
|--|--------------|------------------|--|---|---------------------------------------|---|---|--|--|---|--|
| Name of State : Mizoram | | | MIZORAM STATE CONTROL ROOM ON COVID-19 | | | | | | | TIME: 4:00pm | |
| FORM 'F' | | | Quarantine Facility | | | | ISOLATION STATUS | | CURRENT STATUS | | |
| FACILITY STATUS | | | Admitted | | Discharged | | | | | | |
| | 1 | II | III | IV | V | VI | VII | VIII | IX | X | |
| Sl.no | District | No of Facilities | Capacity | No.of persons admitted (between 6:00 AM the previous Day and 6:00 AM on the date of report) | Progressive Total of persons admitted | No.of persons discharged (between 6:00 AM the previous Day and 6:00 AM on the date of report) | Progressive Total of persons discharged | No.of person shifted to Isolation (between 6:00 AM the previous Day and 6:00 AM on the date of report) | Progressive Total of person shifted to Isolation | No. of persons in the quarantine facility on the date of report (V-(VII+ IX)) | |
| 1 | Aizawl | 5 | 430 | 0 | 250 | 0 | 102 | 5 | 80 | 68 | |
| 2 | Champhai | 1 | 150 | 0 | 0 | 0 | 0 | 0 | 0 | 0 | |
| 3 | Hnahthial | 1 | 0 | 0 | 0 | 0 | 0 | 0 | 0 | 0 | |
| 4 | Khawzawl | 1 | 0 | 0 | 0 | 0 | 0 | 0 | 0 | 0 | |
| 5 | Kolasib | 2 | 135 | 1 | 344 | 5 | 206 | 0 | 0 | 138 | |
| 6 | Lawngtlai | 1 | 20 | 0 | 0 | 0 | 0 | 0 | 0 | 0 | |
| 7 | Lunglei | 2 | 136 | 0 | 74 | 0 | 31 | 0 | 0 | 43 | |
| 8 | Mamit | 1 | 10 | 0 | 0 | 0 | 0 | 0 | 0 | 0 | |
| 9 | Saitual | 1 | 0 | 0 | 0 | 0 | 0 | 0 | 0 | 0 | |
| 10 | Serchhip | 1 | 60 | 0 | 70 | 0 | 29 | 0 | 1 | 40 | |
| 11 | Siaha | 1 | 20 | 0 | 0 | 0 | 0 | 0 | 0 | 0 | |
| | TOTAL | 17 | 961 | 1 | 738 | 5 | 368 | 5 | 81 | 289 | |

For details [Click here](#)

23. Daily Report on Status at Government Quarantine Facilities in various Districts on September 1, 2020 (as reported by Mizoram State Control on COVID-19, DM&R)

| DISTRICT - DAILY REPORT ON STATUS OF GOVERNMENT QUARANTINE FACILITIES AS ON | | | | | | | | | | 1-9-2020 | |
|---|--------------|------------------|--|---|---------------------------------------|---|---|--|--|---|--|
| Name of State : Mizoram | | | MIZORAM STATE CONTROL ROOM ON COVID-19 | | | | | | | TIME: 4:00pm | |
| FORM 'A' | | | Quarantine Facility | | | | ISOLATION STATUS | | CURRENT STATUS | | |
| FACILITY STATUS | | | Admitted | | Discharged | | | | | | |
| | 1 | II | III | IV | V | VI | VII | VIII | IX | X | |
| Sl.no | District | No of Facilities | Capacity | No.of persons admitted (between 6:00 AM the previous Day and 6:00 AM on the date of report) | Progressive Total of persons admitted | No.of persons discharged (between 6:00 AM the previous Day and 6:00 AM on the date of report) | Progressive Total of persons discharged | No.of person shifted to Isolation (between 6:00 AM the previous Day and 6:00 AM on the date of report) | Progressive Total of person shifted to Isolation | No. of persons in the quarantine facility on the date of report (V-(VII+ IX)) | |
| 1 | Aizawl | 40 | 2338 | 1 | 4833 | 17 | 4413 | 0 | 118 | 302 | |
| 2 | Champhai | 7 | 334 | 0 | 568 | 0 | 536 | 0 | 0 | 32 | |
| 3 | Hnahthial | 22 | 333 | 0 | 216 | 0 | 205 | 0 | 3 | 8 | |
| 4 | Khawzawl | 26 | 530 | 0 | 330 | 0 | 306 | 0 | 11 | 13 | |
| 5 | Kolasib | 21 | 908 | 2 | 2063 | 6 | 1832 | 0 | 20 | 211 | |
| 6 | Lawngtlai | 23 | 715 | 0 | 1356 | 0 | 1319 | 0 | 0 | 37 | |
| 7 | Lunglei | 24 | 791 | 4 | 1494 | 11 | 1339 | 0 | 68 | 87 | |
| 8 | Mamit | 25 | 768 | 0 | 705 | 6 | 650 | 0 | 38 | 17 | |
| 9 | Saitual | 44 | 704 | 0 | 495 | 0 | 486 | 0 | 1 | 8 | |
| 10 | Serchhip | 33 | 552 | 1 | 698 | 7 | 606 | 0 | 17 | 75 | |
| 11 | Siaha | 36 | 1469 | 7 | 1503 | 4 | 1431 | 0 | 39 | 33 | |
| | TOTAL | 301 | 9442 | 15 | 14261 | 51 | 13123 | 0 | 315 | 823 | |

For details [Click here](#)

COVID-19 hrileng dona-a hmalakna kal zelah Mizoram Sawrkar chuan Health & Family Welfare Department hnuai ah COVID-19 do tur mi tlawnngai inpe te buaipuitu tur team a din a. COVID-19 dona-a mi tlawnngai inpe duhte chuan - Hming, Pa hming, Veng/khua, Phone number leh Qualification-te tarlangin **email - mzcvolunteers@gmail.com ah emaw**

COVID-19 helpline 102, 0389-232336/2318336-ah te in report theih a ni.

Heng mi tlawnngai inpe te hi a tul dan a zirin an tih tur duan sak an ni ang.

24. Daily Report on Status at Isolation Facilities in various Districts on September 1, 2020(as reported by Mizoram State Control on COVID-19, DM&R)

| DISTRICT - DAILY REPORT ON STATUS AT ISOLATION FACILITIES AS ON | | | | | | | 01-09-2020 |
|---|------------------|--|--|---|--|--|------------|
| Name of State : Mizoram | | MIZORAM STATE CONTROL ROOM ON COVID-19 | | | | TIME : 4:00pm | |
| FORM 'B' | | FACILITY FOR ISOLATION | | | | CURRENT STATUS | |
| | | ADMITTED | | DISCHARGED | | | |
| I | II | III | IV | V | VI | VII | |
| Sl.no | Name of District | No.of persons admitted to isolation on the date of report (shifted from Quarantine facilities and directly admitted) | Progressive Total of persons admitted to isolation | No.of persons discharged from isolation on the date of report | Progressive Total of persons discharged from isolation | No. of persons in Isolation facility on the date of report (IV Minus VI) | |
| 1 | Aizawl | 3 | 617 | 0 | 542 | 75 | |
| 2 | Champhai | 0 | 26 | 0 | 25 | 1 | |
| 3 | Hnahthial | 0 | 4 | 0 | 2 | 2 | |
| 4 | Khawzawl | 0 | 18 | 0 | 18 | 0 | |
| 5 | Kolasib | 1 | 239 | 0 | 126 | 113 | |
| 6 | Lawngtlai | 0 | 0 | 0 | 0 | 0 | |
| 7 | Lunglei | 0 | 110 | 6 | 97 | 13 | |
| 8 | Mamit | 0 | 38 | 0 | 32 | 6 | |
| 9 | Saltual | 0 | 2 | 0 | 2 | 0 | |
| 10 | Serchhip | 0 | 158 | 0 | 131 | 27 | |
| 11 | Siaha | 0 | 58 | 0 | 57 | 1 | |
| | TOTAL | 4 | 1270 | 6 | 1032 | 238 | |

For details [Click here](#)

25. Daily Report on Status at Community Quarantine Facilities in various Districts on September 1, 2020(as reported by Mizoram State Control on COVID-19, DM&R)

| DISTRICT - DAILY REPORT ON STATUS AT COMMUNITY QUARANTINE FACILITIES AS ON | | | | | | | | | | | 01-09-2020 |
|--|--------------|------------------|-----------------------------------|--|---------------------------------------|--|---|---|--|--|------------|
| Name of State : Mizoram | | | MIZORAM STATE CONTROL ON COVID-19 | | | | | | TIME: 4:00pm | | |
| FORM 'C' | | | QUARANTINE FACILITY | | | | ISOLATION STATUS | | CURRENT STATUS | | |
| FACILITY STATUS | | | ADMITTED | | DISCHARGED | | | | | | |
| I | II | III | IV | V | VI | VII | VIII | IX | | | |
| Sl.no | District | No of Facilities | Capacity | No.of persons admitted on the date of report | Progressive Total of persons admitted | No.of persons discharged on the date of report | Progressive Total of persons discharged | No.of person shifted to Isolation on the date of report | Progressive Total of person shifted to Isolation | No. of persons in the quarantine facility on the date of report {IV- (VI+ VIII)} | |
| 1 | Aizawl | 348 | 3581 | 1 | 2965 | 0 | 2946 | 0 | 1 | 18 | |
| 2 | Champhai | 15 | 414 | 0 | 318 | 0 | 318 | | | 0 | |
| 3 | Hnahthial | 2 | 16 | 0 | 11 | 0 | 11 | | | 0 | |
| 4 | Khawzawl | | | | | | | | | 0 | |
| 5 | Kolasib | | | | | | | | | 0 | |
| 6 | Lawngtlai | 4 | 99 | 0 | 96 | 0 | 96 | | | 0 | |
| 7 | Lunglei | 21 | 314 | 0 | 222 | 0 | 218 | 0 | 4 | 0 | |
| 8 | Mamit | 8 | 220 | 0 | 123 | 0 | 123 | | | 0 | |
| 9 | Saltual | 4 | 45 | 0 | 28 | 0 | 28 | | | 0 | |
| 10 | Serchhip | 7 | 280 | 0 | 168 | 0 | 162 | 0 | 6 | 0 | |
| 11 | Siaha | 5 | 0 | 0 | 64 | 0 | 64 | 0 | 0 | 0 | |
| | TOTAL | 414 | 4969 | 1 | 3995 | 0 | 3966 | 0 | 11 | 18 | |

For details [Click here](#)

26. Daily Report on Status of Home Quarantine in various Districts on September 1, 2020 (as reported by Mizoram State Control on COVID-19, DM&R)

| DISTRICT - DAILY REPORT ON STATUS AT HOME QUARANTINE AS ON 01-09-2020 | | | | | | | | |
|---|--------------|---|---|---|---|--|--|--|
| Name of State : Mizoram | | MIZORAM STATE CONTROL ROOM ON COVID-19 | | | | | TIME: 4:00pm | |
| FORM 'D' | | QUARANTINE FACILITY | | | | ISOLATION STATUS | | CURRENT STATUS |
| | | ADMITTED | | DISCHARGED | | | | |
| Sl.no | I District | II No.of persons admitted on the date of report | III Progressive Total of persons admitted | IV No.of persons discharged on the date of report | V Progressive Total of persons discharged | VI No.of person shifted to Isolation on the date of report | VII Progressive Total of person shifted to Isolation | VIII No. of persons in the quarantine facility on the date of report (III-(VI+ VII)) |
| 1 | Aizawl | 4 | 969 | 0 | 782 | | | 187 |
| 2 | Champhai | 0 | 54 | 0 | 45 | | | 9 |
| 3 | Hnahthial | 0 | 49 | 8 | 29 | | | 20 |
| 4 | Khawzawl | 0 | 2 | 0 | 2 | | | 0 |
| 5 | Kolasib | 0 | 39 | 0 | 39 | | | 0 |
| 6 | Lawngtlai | 0 | 108 | 0 | 104 | | | 4 |
| 7 | Lunglei | 0 | 123 | 0 | 123 | | | 0 |
| 8 | Mamit | 4 | 17 | 0 | 10 | | | 7 |
| 9 | Saitual | 0 | 9 | 0 | 9 | | | 0 |
| 10 | Serchhip | 0 | 224 | 0 | 221 | 0 | 3 | 0 |
| 11 | Siaha | 4 | 74 | 0 | 41 | | | 33 |
| | TOTAL | 12 | 1668 | 8 | 1405 | 0 | 3 | 260 |

For details [Click here](#)

27. Daily Report on Status at Hotel/Paid Quarantine Facilities in various Districts on September 1, 2020 (as reported by Mizoram State Control on COVID-19, DM&R)

| DISTRICT - DAILY REPORT ON STATUS AT HOTEL/PAID QUARANTINE FACILITIES AS ON 01-09-2020 | | | | | | | | | | |
|--|--------------|--|--------------|---|---|---|---|--|---|--|
| Name of State : Mizoram | | MIZORAM STATE CONTROL ROOM ON COVID-19 | | | | | | | TIME: 4:00pm | |
| FORM 'E' | | QUARANTINE FACILITY | | | | | ISOLATION STATUS | | CURRENT STATUS | |
| | | | | ADMITTED | | DISCHARGED | | | | |
| Sl.no | I District | II No.of Facility | III Capacity | IV No.of persons admitted on the date of report | V Progressive Total of persons admitted | VI No.of persons discharged on the date of report | VII Progressive Total of persons discharged | VIII No.of person shifted to Isolation on the date of report | IX Progressive Total of person shifted to Isolation | X No. of persons in the quarantine facility on the date of report (III-(V+ VII)) |
| 1 | Aizawl | 8 | 59 | 0 | 222 | 0 | 119 | 0 | 1 | 102 |
| 2 | Champhai | | | | | | | | | 0 |
| 3 | Hnahthial | | | | | | | | | 0 |
| 4 | Khawzawl | | | | | | | | | 0 |
| 5 | Kolasib | | | | | | | | | 0 |
| 6 | Lawngtlai | | | | | | | | | 0 |
| 7 | Lunglei | | | | | | | | | 0 |
| 8 | Mamit | | | | | | | | | 0 |
| 9 | Saitual | | | | | | | | | 0 |
| 10 | Serchhip | | | | | | | | | 0 |
| 11 | Siaha | | | | | | | | | 0 |
| | TOTAL | 8 | 59 | 0 | 222 | 0 | 119 | 0 | 1 | 102 |

For details [Click here](#)

28. Lawngtlai District-ah khung hran mek mi 36 an awm (01.09.2020 @ 5:00 PM)

Lawngtlai District mi leh sa state pawn atanga lo haw, government quarantine facility leh home quarantine-a khung hran mek zat chu vawiin tlai dar 5:00 thleng khan mi 36 a ni. Lawngtlai District-a COVID-19 positive case, Zoram Medical College (ZMC)-a RT-PCR hmanga an swab sample endik nawn a nih hnua negative ta hmeichhe 3 chu vawiin khan Lawngtlai Covid Care Centre (CCC) atangin dam taka chhuahtir an ni a. Heti hian Lawngtlai District-a positive case hmuh chhuah tawh zawng zawng 31 atangin dama chhuak 24 an awm ta a. Tun dinhmunah positive case CCC-a enkawl lai 7 (hmeichhia 4 leh mipa 3) an la awm mek a ni.

For details [Click here](#)

29. Mamit District-ah khung hran mek mi 30 an awm (01.09.2020 @ 5:00 PM)

India ram hmun hrang hrang atanga lo hawte awmna tura buatsaih Mamit District chhunga Quarantine Facility bakah Home Quarantine leh CCC-ah mi 30 an la awm mek a. Mi 6, Sawrkar hun tiam awm tling tawh leh Covid - 19 test result negative-te chhuah an ni.

For details [Click here](#)

30. Champhai District Quarantine Facility hrang hrang dinhmun (1st September, 2020 @ 5:00 pm)

- 1) DPRC Institutional Quarantine Centre - 18 (14 Male + 4 Female)
 - 2) Tourist Lodge Champhai Institutional Quarantine Centre - 14 (12 Male + 2 Female)
 - 3) Dedicated Covid Health Centre (Nursing School Building Top Floor) - 1 (Male)
 - 4) Home Quarantine - 9 (All Male)
- TOTAL - 42 (36 Male + 6 Female)**

31. Khawzawl District Quarantine Facility hrang hrang dinhmun (1st September, 2020 @ 5:00 pm)

- 1) DC's Rest House, Darngawn Veng - 7 (Male)
 - 2) PWD IB, Dinthar Veng - 3 (Male)
 - 3) Forest Rest House, Hermon Veng - 3 (Female)
- Total - 13 (10 Male + 3 Female)**

32. State Summary - Daily Report on Imposition of Fines for Violation of Mizoram (Containment and Prevention of COVID-19) Ordinance, 2020 (as on 1st September, 2020)

| S / N | Nature of offence | Nos of Offenders (last 24 hours 31.8.2020 9:00AM – 1.9.2020 9:00AM) imposed by | | | | | Amount of fines imposed (last 24 hours 31.8.2020 9:00AM – 1.9.2020 9:00AM) imposed by | | | | | Cumulative nos of Offenders since 4.5.2020 | | | Cumulative amount of fines imposed since 4.5.2020 | | |
|--------------|---|--|--------------|-----|-------|--------------|---|-----|-------|--------------|--------------|--|--------|---------|---|--------|--|
| | | Police | | LTF | Total | Police | | LTF | Total | Police | | LTF | Police | | LTF | | |
| | | Other Police | Flying Squad | | | Other Police | Flying Squad | | | Other Police | Flying Squad | | | | | | |
| 1 | Entering or staying at any public place without the use of mask (Section 4(1)) | 15 | 88 | | 103 | 1500 | 8800 | | | 10300 | 16953 | 18941 | 1669 | 4144900 | 2457700 | 222700 | |
| 2 | Failing to maintain social distancing protocol/guidelines in public places (Section 4(2)) | 9 | | | 9 | 1800 | | | 1800 | | | | | | | | |
| 3 | Spitting in public places (Section 4(3)) | 4 | | | 4 | 1200 | | | 1200 | | | | | | | | |
| 4 | Crossing borders by exiting and /or entering the State without permission from the competent authority (Section 4(4)) | | | | | | | | | | | | | | | | |
| 5 | Crossing borders by exiting and /or entering the State without permission from the competent authority (Section 4(5)) | | | | | | | | | | | | | | | | |
| 6 | Leaving or escaping the designated quarantine/isolation facility before completion of the stipulated time (Section 4(7)) | | | | | | | | | | | | | | | | |
| 7 | Failing to follow instructions/guidelines and endangering the safety of others while staying at designated quarantine facility (Section 4(8)) | | | | | | | | | | | | | | | | |
| 8 | Failing to comply with any other regulations, guidelines or instructions made by the Central or State Government for containment and prevention of the spread of Covid-19 including lockdown guidelines issued by the State Government from time to time (Section 4(9)) | 14 | 4 | | 18 | 14000 | 4000 | | 18000 | | | | | | | | |
| TOTAL | | 42 | 92 | | 134 | 18500 | 12800 | | 31300 | 37563 | Rs.6825300 | | | | | | |

For details [Click here](#)

SRHF-ZMC-a admit turte ken tur

- 1) Blanket pan (paih emaw disinfect pawilo tur)
- 2) Toothbrush, Toothpaste
- 3) Mobile charger
- 4) Thawmhnaaw
- 5) Mug
- 6) Sahbawn, Shampoo, Detergent
- 7) Towel
- 8) Bottle, No , Spoon
- 9) Flask
- 10) Samkhuih
- 11) Pawisa Rs. 3000 - Rs 5000 a tul awm huna hman tur.(Contaminate loh)

33. Daily Report on Imposition of Fines for Violation of Mizoram (Containment and Prevention of COVID-19) Ordinance, 2020 (district-wise) (as on 1st September, 2020)

| S/ N | District | Nature of offence | Nos of Offenders (last 24 hours 31.8.2020 9:00AM – 1.9.2020 9:00AM) imposed by | | | | Amount (in Rs.) of fines imposed (last 24 hours 30.8.2020 9:00AM – 1.9.2020 9:00AM) imposed by | | | | Cumulative nos of Offenders since 4.5.2020 | | | | Cumulative amount (in Rs.) of fines imposed since 4.5.2020 | | | |
|-------------|-------------------|-------------------|--|--------------|-----------|-----------|--|--------------|-------|-------|--|-------------------------------|-------|---------|--|-------------------------------|---------|---------|
| | | | Police | | LTF | Total | Police | | LTF | Total | Police | | LTF | Total | Police | | LTF | Total |
| | | | Other Police | Flying Squad | | | Other Police | Flying Squad | | | Other Police | Flying Squad (w.e.f 3.6.2020) | | | Other Police | Flying Squad (w.e.f 3.6.2020) | | |
| 1 | Kolasib | 4(1) | | 14 | | | 1400 | | 1400 | 130 | 1084 | 8 | 1222 | 13200 | 119200 | 800 | 133200 | |
| | | Sub Total | | | | 14 | Sub Total | | | | | | | | | | | 1400 |
| 2 | Mamit | Sub Total | | | | Sub Total | | | | 771 | 224 | 22 | 1017 | 111800 | 23400 | 2200 | 137400 | |
| | | 4(1) | 11 | | | 11 | 1100 | | | 1000 | 10391 | 10358 | 487 | 21236 | 2269500 | 1419600 | 71200 | 3760300 |
| 3 | Aizawl | 4(2) | 9 | | | 9 | 1800 | | 1800 | | | | | | | | | |
| | | 4(3) | 3 | | | 3 | 900 | | 900 | | | | | | | | | |
| | | 4(9) | 11 | 1 | | 12 | 11000 | 1000 | | 12000 | | | | | | | | |
| Sub Total | | | | 35 | Sub Total | | | 15800 | | | | | | | | | | |
| 4 | Saitual | Sub Total | | | | Sub Total | | | | 318 | 196 | 45 | 559 | 92900 | 48000 | 6500 | 147400 | |
| | | 4(1) | | 2 | | 2 | | 200 | | 200 | 380 | 687 | 200 | 1267 | 113000 | 89200 | 32000 | 234200 |
| 5 | Champhai | Sub Total | | | | 2 | Sub Total | | | 200 | | | | | | | | |
| | | 4(1) | | 8 | | 8 | | 800 | | 800 | 144 | 1052 | 158 | 1354 | 14400 | 106100 | 16800 | 137300 |
| 6 | Khawzawl | Sub Total | | | | 8 | Sub Total | | | 800 | | | | | | | | |
| | | 4(1) | | 24 | | 24 | | 2400 | | 2400 | 1021 | 1030 | 57 | 2108 | 140300 | 122800 | 5700 | 268800 |
| 7 | Serchhip | Sub Total | | | | 24 | Sub Total | | | 2400 | | | | | | | | |
| | | 4(1) | | | | | | | | | 446 | 192 | 74 | 712 | 45600 | 29500 | 7400 | 82500 |
| 8 | Hnahthial | Sub Total | | | | Sub Total | | | | | | | | | | | | |
| | | 4(1) | | 24 | | 24 | | 2400 | | 2400 | 885 | 1992 | 171 | 3048 | 328200 | 229300 | 22500 | 580000 |
| 9 | Lunglei | 4(9) | | 3 | | 3 | | 3000 | | 3000 | | | | | | | | |
| | | Sub Total | | | | 27 | Sub Total | | | 5400 | | | | | | | | |
| 10 | Lawngtlai | 4(1) | 1 | 5 | | 6 | 100 | 500 | | 600 | 1182 | 1907 | 122 | 3211 | 197700 | 228000 | 12800 | 438500 |
| | | 4(3) | 1 | | | 1 | | 300 | | 300 | | | | | | | | |
| | | 4(9) | 3 | | | 3 | 3000 | | | 3000 | | | | | | | | |
| | | Sub Total | | | | 10 | Sub Total | | | 3900 | | | | | | | | |
| 11 | Siaha | 4(1) | | 11 | | 11 | | 1100 | | 1100 | 162 | 219 | 325 | 706 | 37600 | 42600 | 44800 | 125000 |
| | | Sub Total | | | | 11 | Sub Total | | | 1100 | | | | | | | | |
| 12 | SP Traffic Aizawl | 4(1) | 3 | | | 3 | 300 | | 300 | 1123 | - | - | 1123 | 780700 | - | - | 780700 | |
| | | Sub Total | | | | 3 | Sub Total | | | | | | | | | | | 300 |
| GRAND TOTAL | | | | | 134 | | | | 31300 | 16953 | 18941 | 1669 | 37563 | 4144900 | 2457700 | 222700 | 6825300 | |

For details [Click here](#)

**34. Food Corporation of India (FCI), District Office, Aizawl report (31st August, 2020)
(Mizoram chungga FCI Godown hrang hranga buhfai awm zat)**

| Food Supply Depot (FSD) | Rice Raw Grade A | Rice Common | Wheat | Belhkhawm | % of utilization |
|-------------------------|-----------------------|----------------------|---------------------|-----------------------|------------------|
| AIZAWL | 2695.914280MT | 16.540700MT | 0.000 | 2982.454980MT | 64.98 |
| KOLASIB | 3728.106038MT | 310.2147820MT | 334.045775MT | 4372.299633MT | 87.45 |
| BUALPUI | 3939.387267MT | 235.737100MT | 0.000 | 4175.124367MT | 89.98 |
| LUNGLEI | 2622.106046MT | 17.424900MT | 0.000 | 2639.530946MT | 90.39 |
| BAIRABI | 4195.132270MT | 487.109400MT | 251.064780MT | 4933.306450MT | 98.67 |
| LAWNGTLAI | 2598.007029MT | 0.000 | 0.000 | 2598.007029MT | 77.78 |
| Belhkhawm | 20048.652930MT | 1066.959920MT | 585.110555MT | 21700.723405MT | 85.13 |

35. Mental Health Professionals (Mizoram) Helpline Call report (31st September, 2020 @ 9:00 PM)

| Sl no | Name of MH Professional | Substance related | Anxiety related | Depression related | Psychosis & Others | 31 st Aug 2020 | Within state Cumulative | Other states Cumulative | Cumulative both Within & outside state |
|--------------|---------------------------------------|-------------------|-----------------|--------------------|--------------------|---------------------------|-------------------------|-------------------------|--|
| 1 | Dr Zonunmawii Pachuau Lunglei | 0 | 0 | 0 | 0 | 0 | 0 | 4 | 4 |
| 2 | Dr C Lalhrekima AZL | 1 | 2 | 1 | 3 | 7 | 1195 | 0 | 1195 |
| 3 | Dr Ruth Lalmuanpuii AZL | 0 | 0 | 0 | 0 | 0 | 60 | 19 | 79 |
| 4 | Dr Vanlaldiki Ralte AZL | 2 | 2 | 1 | 0 | 5 | 331 | 26 | 357 |
| 5 | Dr Laiduhawmi Chawngthu AZL | 0 | 0 | 0 | 0 | 0 | 18 | 6 | 24 |
| 6 | Dr Robert L Khawlhing SNO | 0 | 2 | 0 | 0 | 2 | 279 | 71 | 350 |
| 7 | Dr Rajesh Rongpi ZMC | 0 | 0 | 0 | 0 | 0 | 0 | 68 | 68 |
| 8 | Dr Lahriatpuia ZMC | 0 | 2 | 0 | 0 | 2 | 589 | 9 | 598 |
| 9 | Dr Lalengmawii AZL | 0 | 0 | 0 | 0 | 0 | 63 | 9 | 72 |
| 10 | Biakhluzuali Chenkual AZL | 0 | 0 | 0 | 0 | 0 | 92 | 9 | 101 |
| 11 | Jane Laiduhchungi Vanchhawng AZL | 0 | 0 | 0 | 0 | 0 | 60 | 10 | 70 |
| 12 | Jane Zodingliani Lailung Serchhip | 0 | 0 | 0 | 0 | 0 | 86 | 22 | 108 |
| 13 | Helen Lalnunmawii Sailo Kolasib | 0 | 2 | 0 | 1 | 3 | 43 | 10 | 53 |
| 14 | Jacob Chaliandinga Lawngtlai | 0 | 0 | 0 | 0 | 0 | 41 | 12 | 53 |
| 15 | Vanlalmuani Champhai | 0 | 0 | 0 | 0 | 0 | 45 | 4 | 49 |
| 16 | Lalawmpuii Siaha | 0 | 0 | 0 | 0 | 0 | 66 | 17 | 83 |
| 17 | Vanlalzari Mamit | 0 | 0 | 0 | 0 | 0 | 44 | 0 | 44 |
| 18 | Dr Elizabeth Niang Tawi Mang Champhai | 0 | 0 | 0 | 0 | 0 | 14 | 26 | 40 |
| 19 | K. Lalmuanpuii AZL | 0 | 0 | 0 | 0 | 0 | 2 | 0 | 2 |
| 20 | VanlalpariAZL | 0 | 0 | 0 | 0 | 0 | 1 | 4 | 5 |
| 21 | Angochhachhai Siaha | 0 | 0 | 0 | 0 | 0 | 23 | 5 | 28 |
| 22 | Lalmuanpuii Hauhnar AZL | 0 | 0 | 0 | 0 | 0 | 1 | 5 | 6 |
| 23 | Ngaihawmi Khenglawt Kolsaib | 0 | 0 | 0 | 0 | 0 | 3 | 18 | 21 |
| 24 | Vanlalruati Lawngtlai | 0 | 0 | 0 | 0 | 0 | 17 | 4 | 21 |
| 25 | Lalnunruati Lunglei | 0 | 0 | 0 | 0 | 0 | 25 | 0 | 25 |
| 26 | ZD Lalhmangaihzuai Serchhip | 0 | 0 | 0 | 0 | 0 | 2 | 8 | 10 |
| Total | | 3 | 10 | 2 | 4 | 19 | 3100 | 366 | 3466 |

For details [Click here](#)

36. Dt. 31.8.2020 Dar 7:00 PM atanga 1.9.2020 dar 6:00 PM thlenga Supply Check Gate, Vairengte paltlanga Essential Commodity bungrua lo luh dan.

| Sl.No | Items | Quantity | |
|-------|----------------|------------|-------------|
| 1 | Buhfai (Bazar) | 767 bags | 383.50 qtls |
| 2 | Alu | 625 bags | 312.50 qtls |
| 3 | Purun | 389 bags | 194.50 qtls |
| 4 | Dal | 645 bags | 322.50 qtls |
| 5 | Tel | 20 cases | |
| 6 | Chi | 30 bags | 15.00 qtls |
| 7 | Chini | 1061 bags | 530.50 qtls |
| 8 | Maida | 245 bags | 122.50 qtls |
| 9 | Atta | 125 bags | 62.50 qtls |
| 10 | Artui | 440 cases | |
| 11 | Amul | 1584 cases | |
| 12 | Tomato | 183 boxes | |
| 13 | Hmarcha | 80 bags | |
| 14 | POL | 32 Trucks | |
| 15 | LPG | 2 Trucks | |
| 16 | Cement | 6140 bags | |
| 17 | ZIDCO Buhfai | 1000 bags | 500.00 qtls |

Directorate of Health Services (Food & Drugs Administration Wing) thuchhuah

Covid-19 hri leng chuan khawvel ram tinah buaina leh manganna a thlen mek a, mi tam tak an thi a, tam takin hri vei mek bawk a ni. Mizoram pawh kan buai hle a, invenna nasa zawka kaipui zel a tul tak meuh meuh a ni.

Covid-19 hri leng hi kai nachhan rinhleleh tur nei lo tan pawh kai palh theih a ni a. Chung mite chuan khawsik, awmna leh khuh avanga awm nuamlo an neihin, ngaih that lohna nei chuang lovin an mamawh damdawi an lamve mai thei reng a ni.

Chuvangin, khawsik damdawi leh hritlang awmna/khuh damdawi lei tura lo kal, doctor prescription pawh neilote chu damdawi kan lei tir pahin an hming, kum leh contact number lo lak zel ni se. Chung chhinchhiahte list chu nitin tlai dar 5 - 6 inkarah a hnuai mobile number tarlanahthe hian Whatsapp-a thawn thin ni se tih a ni, Mizorama damdawi zuar zawng zawngte hemi kawnga thawhpui tur hian Mizoram FDA chuan a sawm tak meuh meuhva, thawhhona tha kaltlangin hri leng darh ze tur kan veng thei a ni tih i hre reng ang u.

Thawna tur number : 9436152192 / 7005084957 / 9436196515

**NANG LEH MIDANGTE COVID-19 LAKA KAN LO HIM
ZAWK THEIH NAN HENG TIH TUR LEH TIH LOH TUR TE HI
ZAWM ANG CHE**

TIH TUR TE 

| | | |
|--|--|--|
|  <p>Tui leh sahbawn hmanga zing taka kutsil emaw alcohol hmanga kut tih fai reng</p> |  <p>I khuh leh hahchhiau in rawmawl/tissue paper-in emaw, i ban thlep hmangin emaw i hnar leh i ka hup rawh</p> |  <p>Tissue paper i hman zawh veleh bawihlawh bawmah tha takin paih rawh</p> |
|  <p>I nawmsam loh a, Doctor i rawn dawn anih chuan i ka leh i hnar khuh chungin kal ngei ang che.</p> |  <p>Vantlang hmunah i kalin facemask vuah dan dikin vuah thin ang che.</p> |  <p>Inah tawm la, puipunna hmunah ah kal suh ang che</p> |

TIH LOH TUR TE 

| | | |
|---|---|---|
|  <p>Inchibai, inkuah tih rih loh tur</p> |  <p>I kutin i ka, hnar leh mit khawih suh.</p> |  <p>Khawlai/puipunna hmunah i chil chhak suh</p> |
|---|---|---|

COVID-19 HI HNEH NGEI TURIN I TANGHO ANG U

CHIEF MINISTER'S RELIEF FUND PEK THEIHNATE

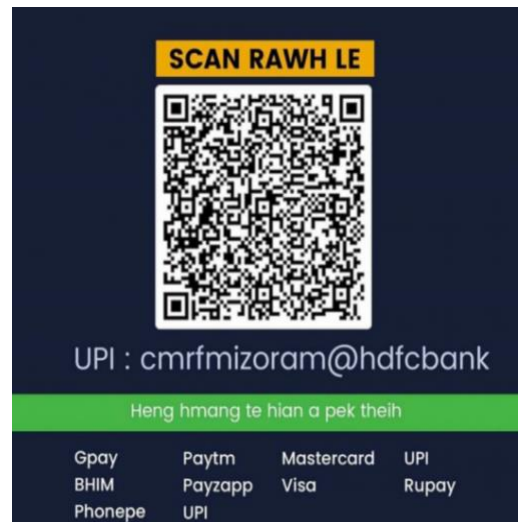
○ State Bank of India


Account No.: 39278398200
IFSC: SBIN0004809
SWIFT: SBININBB447
UPI: cmrfmizoram@sbi
Branch: Dawrpui
Branch Code: 004809



HDFC:

Account No.: 18141450000025
IFSC: HDFC0001814
UPI: cmrfmizoram@hdfcbank
Branch: Aizawl
Branch Code: 001814





Let's Fight Against
CORONAVIRUS?

**CHHUNGTE NIH LEH HMEHRIAT
THA NIH HI COVID-19 HIAN
A THLIAR HRANGLO,
I TAN AN HLAUH AWM TING MAI.
CHUVANGIN, MI ZAWNG ZAWNG
LAKAH INVENG FIMKHUR ANG
CHE AW...**

**COVID-19 KIAN HMA CHUAN,
CHHUNGTE VA TLAWH HRIH
SUH, AN HLAU ANG CHE.
TAWM HRAM HRAM RAWH.
A REI TAWH LO ANG.**

**COMMITTEE ON COVID-19
PSYCHOLOGICAL AND SOCIAL GUIDANCE, GOM**

Issued by
Covid-19 Committee on
Psychological and Social Guidance,
Govt of Mizoram

Ventilator vuah aiin hmai khuh
a nuam zawk e

Mamawh zualpui leh
Nunna atana pawimawh
chauh lei ang aw

Thing leh thlai i phun ang aw...
Malsawm dawn nan

ISSUED BY COVID-19 COMMITTEE ON
PSYCHOLOGICAL AND SOCIAL GUIDANCE,
GOVT OF MIZORAM

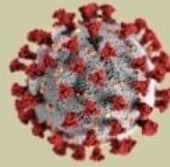
RAM ROREL KHAWL, SAWRKAR HNATHAWK,
KOHHRAN LEH TLAWMNGAI PAWL,
RAM LEH HNAM HMANGAIHTUTEN TIHTAK
ZETA NUN CHHAN TUMA AN TANGRUAL HI
CHUNG PATHIAN DUHZAWNG,
AMAH BIAK DAN DIK A NI NGEI ANG.

Unau, nang pawh
hmingthatna leh hamthatna
khel rih lovin...

I thiam I finna nen raldo
hmatawngah rawn intlar ve
rawh aw...

LALPA KAN RAM LEH HNAM HRERENG ANG CHE

ISSUED BY
COVID-19 COMMITTEE ON PSYCHOLOGICAL AND SOCIAL GUIDANCE,
GOVT OF MIZORAM



Covid-19 hi natna pakhat ve mai
a ni a, in ven theih a ni. Vei te tan
pawh a dam leh theih natna a ni.



I himnan leh i lo dam leh theih
nan mi tam tak an tawngtai reng
bawk e



Sawrkar, Kohhran, Tlawmngai
pawl leh mi tha tam takin in
him nan leh dam nan hna an
thawk reng e.



Tihbai awm natna ni mahse..a
hnaizaw 'Chhandamtun'
thlamuang rawh min ti'...

What is Social Distancing?

Social distancing means avoiding close contact with others to prevent the spread of COVID-19 and can include:



Avoiding non-essential trips in the community



Limiting, postponing, or cancelling gatherings



Working from home, where possible



Conducting meetings virtually



Keeping kids away from group settings



Avoiding visits to long-term care homes and other care settings

It's not
CURFEW
It's
CARE FOR U

