

COVID-19

WEEKLY BULLETIN



Global Epidemiological Update

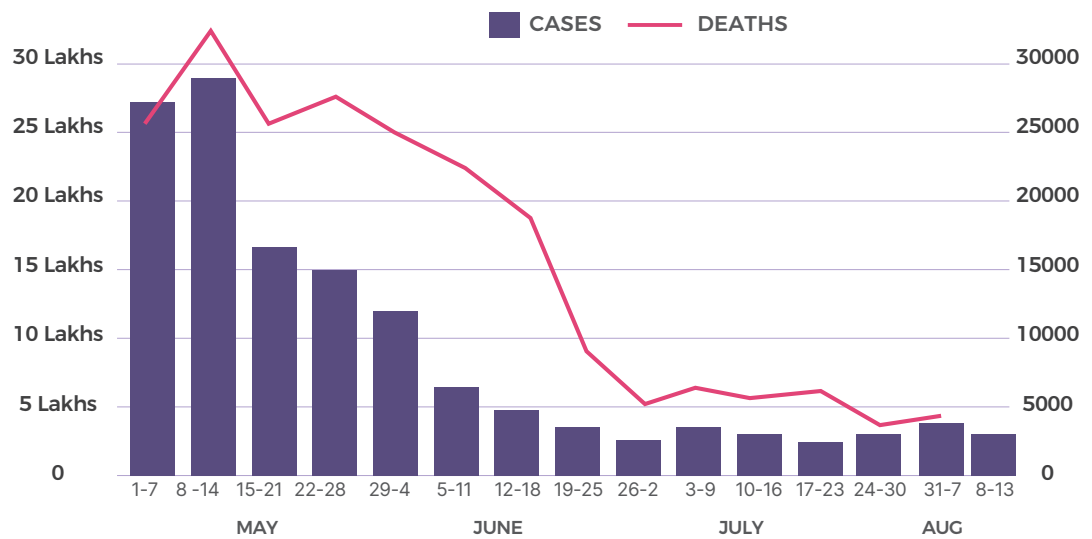
Covid-19 cases crossed 200 million this week with more than 4.33 million deaths reported across the globe.

Maximum increase in new cases have been reported from the Region of the Americas and the Western Pacific region. USA, India, Iran, and Brazil reported the maximum number of new cases.

National update

Over 53 Cr. vaccine doses have been administered so far under Nationwide Vaccination Drive

Weekly Positivity Rate remains below 5%, currently at 2.13% in the country.



As on 13 AUG 2021

Global | National | State

Variables	Confirmed cases	Deaths	Death Rate	Total Covid-19 Vaccine Doses given
World	20,53,38,159	4,33,093	0.21%	4.42 billion
India	3,21,56,493	4,30,732	1.34%	53.61 crores
Nagaland	29,036	580	2.00%	8.07 lakhs

In the past week:

World: 44,97,979 cases and 67,191 deaths.

India: 2,61,108 cases and 3,361 deaths.

Nagaland: 591 cases and 12 deaths.

99% of Covid-19 deaths were NOT FULLY VACCINATED during the second wave: PANDEMIC OF THE UNVACCINATED

“If you are vaccinated and get infected, the risk of you dying by Covid-19 is reduced by more than 90% as compared to an Unvaccinated.”

POSITIVITY AFTER FIRST AND SECOND DOSE

Total Covid-19 cases during the second wave	Positivity in Persons who are vaccinated by 1st Dose	Positivity in Persons who are vaccinated by 2nd Dose	UNVACCINATED POSITIVE CASES during the second wave
17,087	2,247	1,192	13,648
	13%	7%	80%

The full protection of the vaccine will be available only two weeks after the second dose. Second dose does not mean full vaccination until two weeks have passed.

VACCINATION STATUS OF COVID-19 DEATHS IN THE STATE

Total deaths in second wave	Covid-19 Deaths who have received one dose	Total deaths after full vaccination	Not fully Vaccinated	Did not receive a single dose
501	52	6	495	449
	10%	1%	99%	90%

Unwillingness to test and late admissions in hospitals have cost many lives in the state:

- 40% of deaths (193 deaths) coming to hospitals in the second wave died within 24 hours of admission signifying very late arrival with advanced symptoms.
- 14 patients were brought dead to hospitals in the second wave.
- 31 deaths happened under home isolation in the second wave .

Stigma around Covid-19, not wanting to test, waiting at home till worsening of symptoms is proving to be very costly as most patients come to the hospital when there is little hope of survival.

Such deaths can be avoided by:

Prompt testing on appearance of symptoms or when you are a contact of a positive case. Knowing your status will help in monitoring of danger signs and timely clinical interventions as 'timing' is everything in Covid-19 management.

Seek emergency hospital care on appearance of any danger signs immediately (Increasing fever, cough, shortness of breath / SPO2 less than 94%).

Daily monitoring of symptoms and SPO2 by pulse oximeter.

Vaccinate at the earliest.

As on 13 AUG 2021

Covid-19 Situational Level - North Eastern States

State	Active Cases	Total Deaths	Death Rate	1st Dose Covid-19 vaccine coverage of eligible beneficiaries
Mizoram	11,139	177	0.4 %	87%
Assam	10,001	5471	0.9%	67%
Manipur	6,671	1691	1.6%	60%
Meghalaya	4,513	1213	1.7%	45%
Sikkim	2,345	360	1.3%	99%
Arunachal Pradesh	2,289	252	0.5%	75%
Tripura	1,825	776	1%	87%
Nagaland	1,346	580	2%	52%

* Death rate is against total covid-19 cases and will vary with testing and total cases detected.

The three states in North- East with the lowest Vaccination coverage (Meghalaya, Nagaland and Manipur) have the highest case fatality or death rate especially in the second wave.

WEEKLY SUMMARY

- All districts, except Wokha, have shown a decline in weekly new cases.
- The Weekly Sample Positivity rate has come down to 5% and no district has reported more than 10% Positivity rate in the past week.
- More than 8 lakh doses of COVID-19 vaccines have been administered in over 10,000 vaccination sessions.
- 591 cases and 12 deaths were reported from the week and 69 patients were admitted to a covid-19 hospital.
- 13,075 samples were tested in the week which is the highest samples tested in a single week. Testing has increased by over 84% from the first week of July '21.
- 193 deaths in the second wave admitted to hospitals died within 24 hours due to late arrival with too advanced symptoms. 14 deaths were also reported as brought dead.

(SOURCE: UIP, DHFW)

COVID-19 VACCINATION

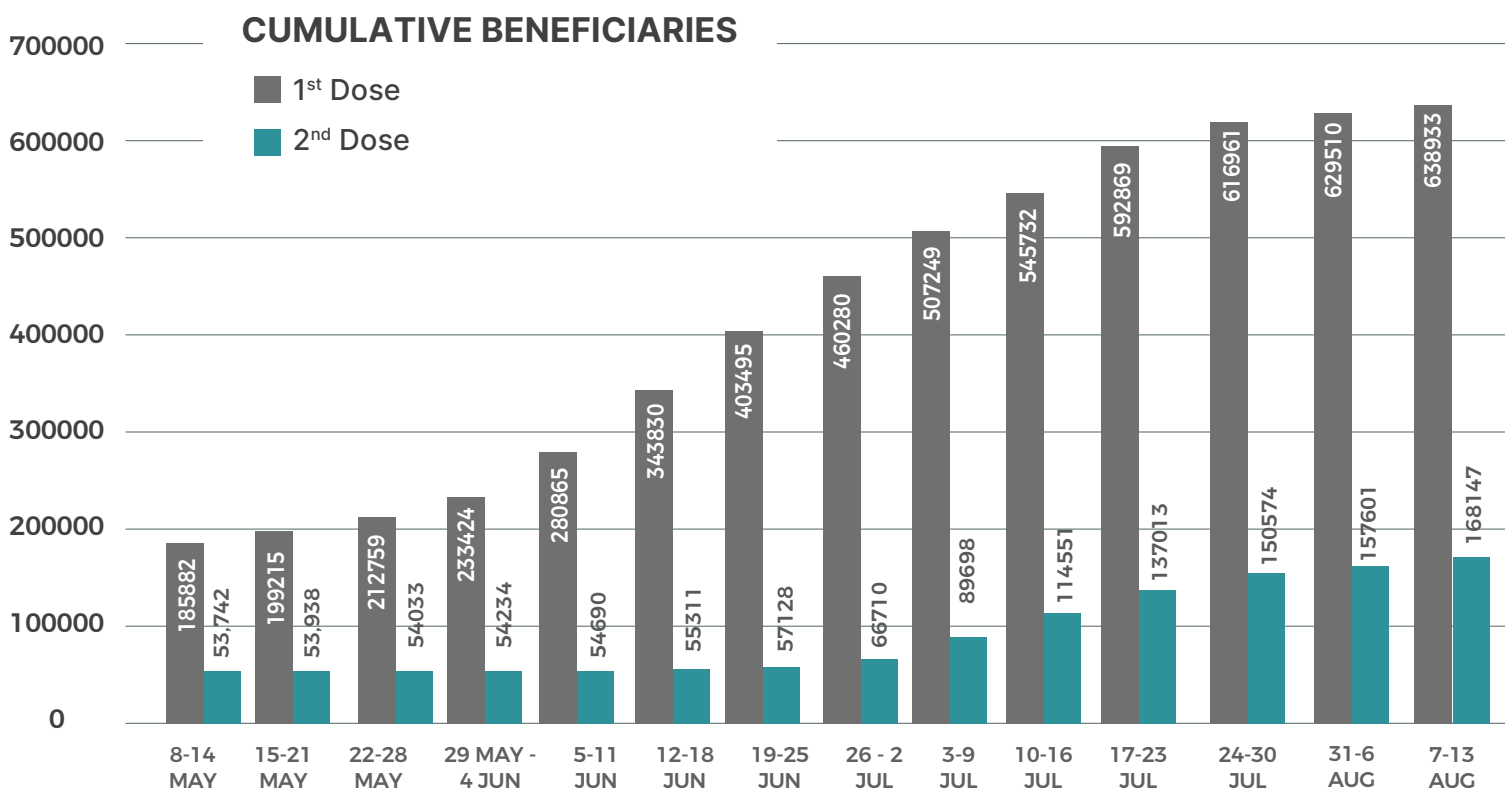
8.07 Lakh doses of vaccines administered till date over 10,195 sessions.

19,696 doses administered the past week.

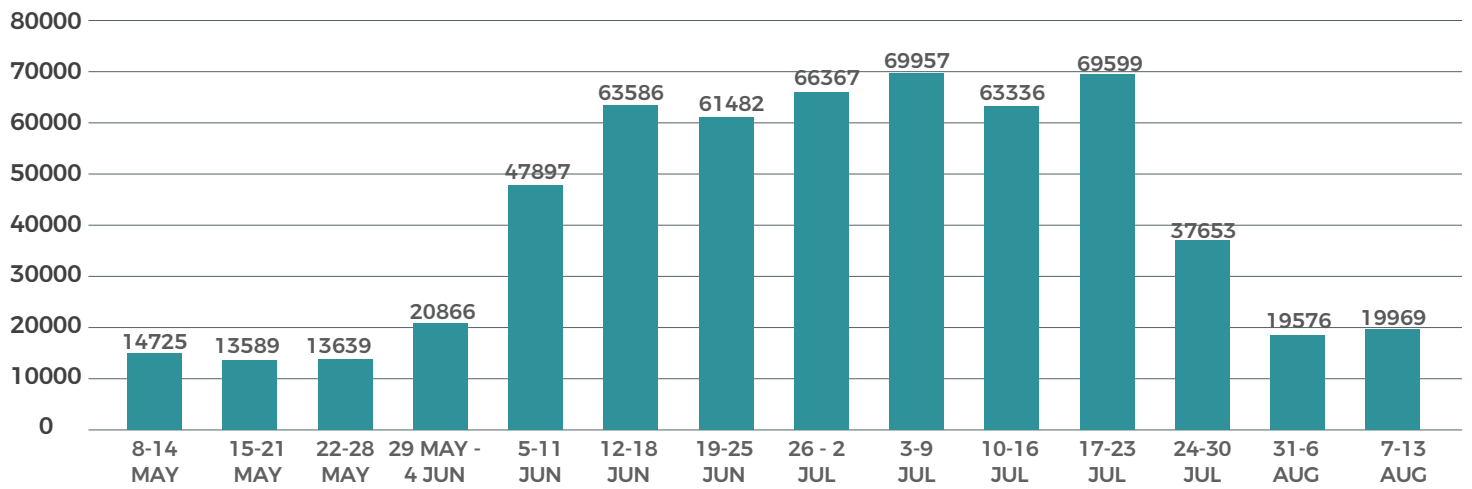
Category	1 st Dose	2 nd Dose
Health Care Workers	15,985	12,734
Frontline Workers	60,838	42,095
45 years & above	1,89,449	1,07,777
18 to 44 years	3,72,661	5,541
State	6,38,933	1,68,147

District	Total doses administered	Total Doses administered in the last 7 days	1 st dose Coverage of 18+population
Dimapur	279756	8692	104 %
Kohima	122755	2643	61 %
Longleng	25778	662	54 %
Mokokchung	87003	2037	47 %
Mon	83413	2196	41 %
Zunheboto	43180	359	38 %
Wokha	43913	1322	31 %
Tuensang	44236	556	31 %
Peren	22843	768	29 %
Phek	39117	558	29 %
Kiphire	15086	176	22 %
State	8,07,080	19,969	52%

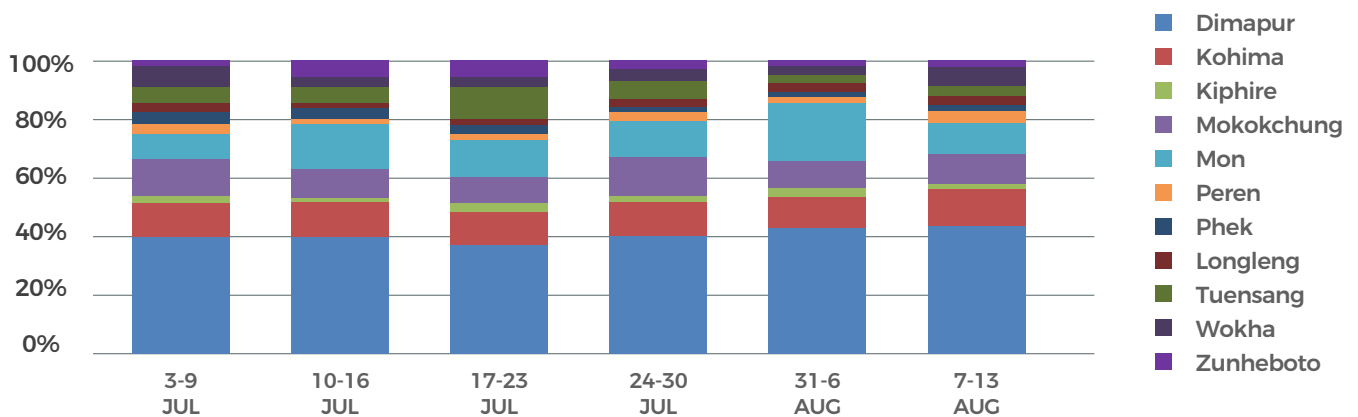
*Coverage is based on census and is subject to accuracy of census population, migration and other factors. Coverage will also vary by coverage of frontline and healthcare workers.



TOTAL WEEKLY VACINE DOSES ADMINISTERED



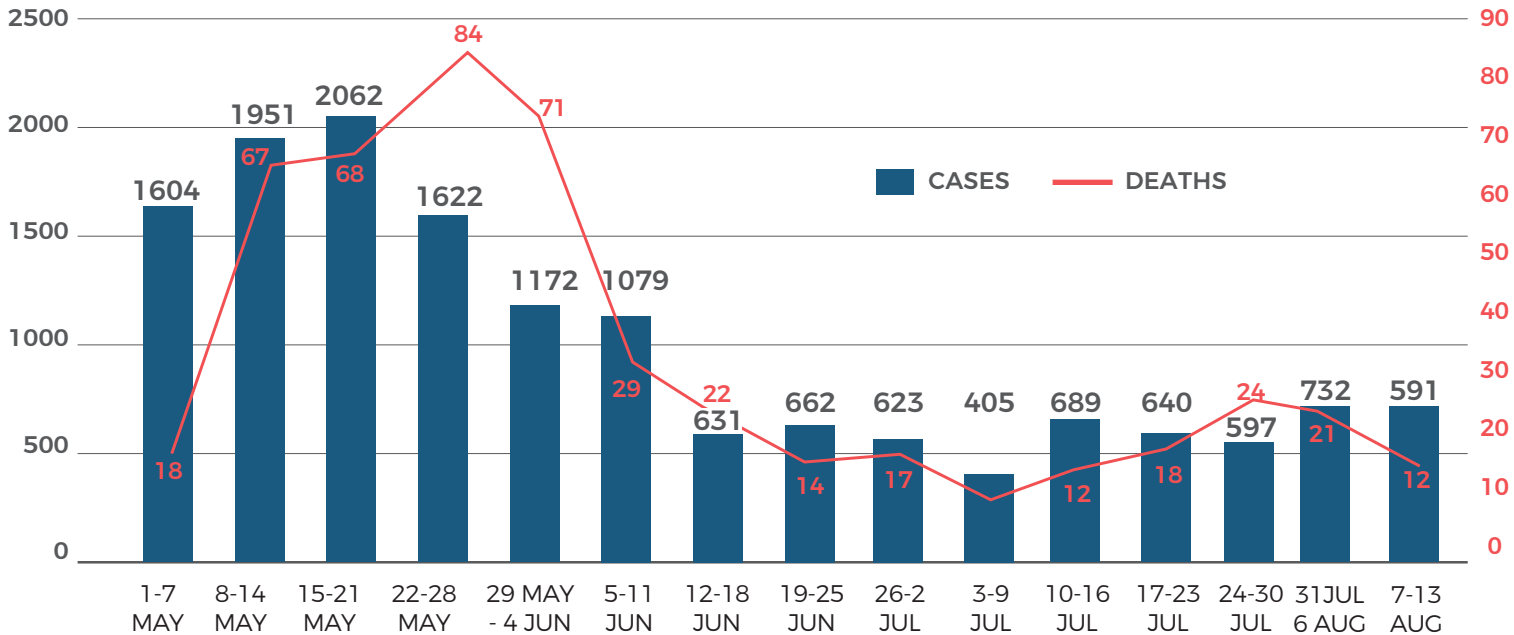
WEEKLY DOSES DISTRICT WISE



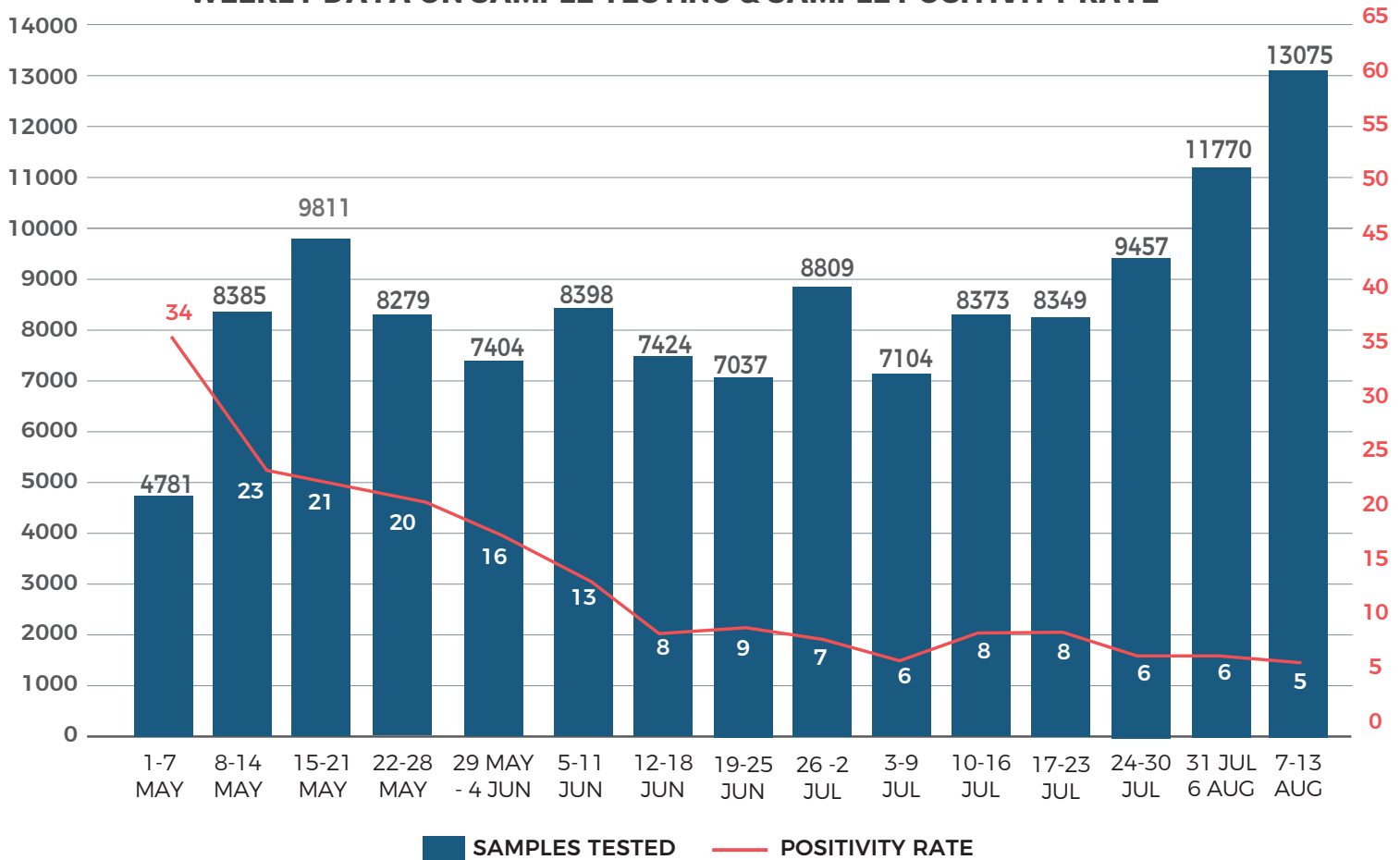
CONFIRMED CASES (weekly data)

591 confirmed cases this week

WEEKLY DATA OF CONFIRMED CASES AND DEATHS



WEEKLY DATA ON SAMPLE TESTING & SAMPLE POSITIVITY RATE



CONFIRMED CASES THIS WEEK

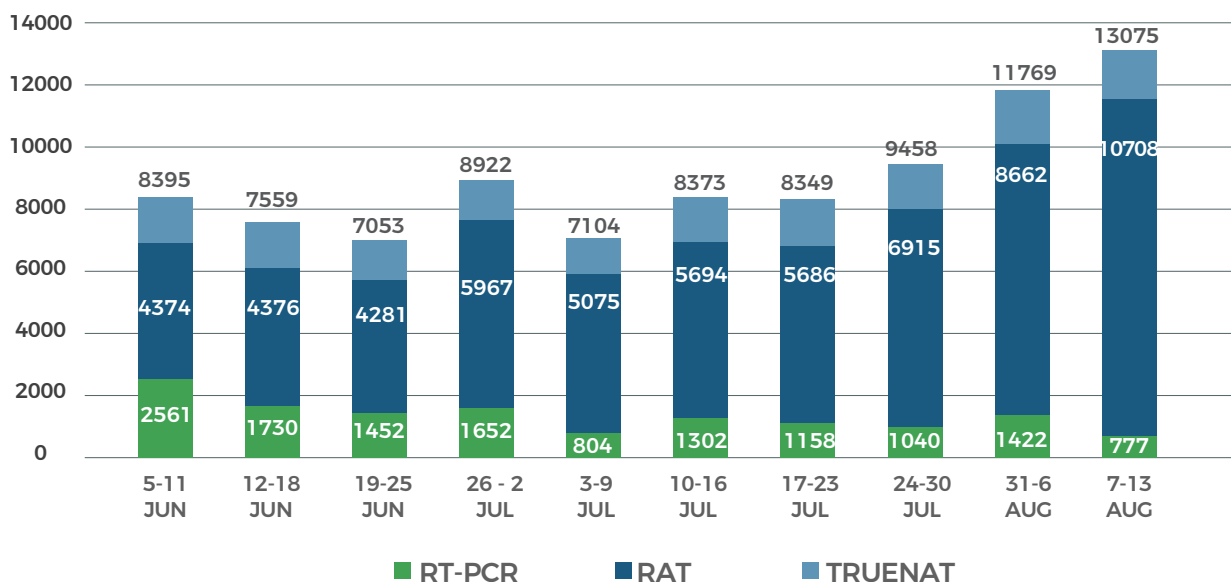
Category	Cases	%
Self-Test/ Random Test	268	45 %
Traced contacts	227	38 %
Travellers	44	7 %
Security personnel	30	5 %
Frontline workers	22	4 %
TOTAL	591	100%

13,075 samples were tested the past week with a weekly positivity rate of 5%.

DISTRICT WISE WEEKLY SAMPLING / TESTING

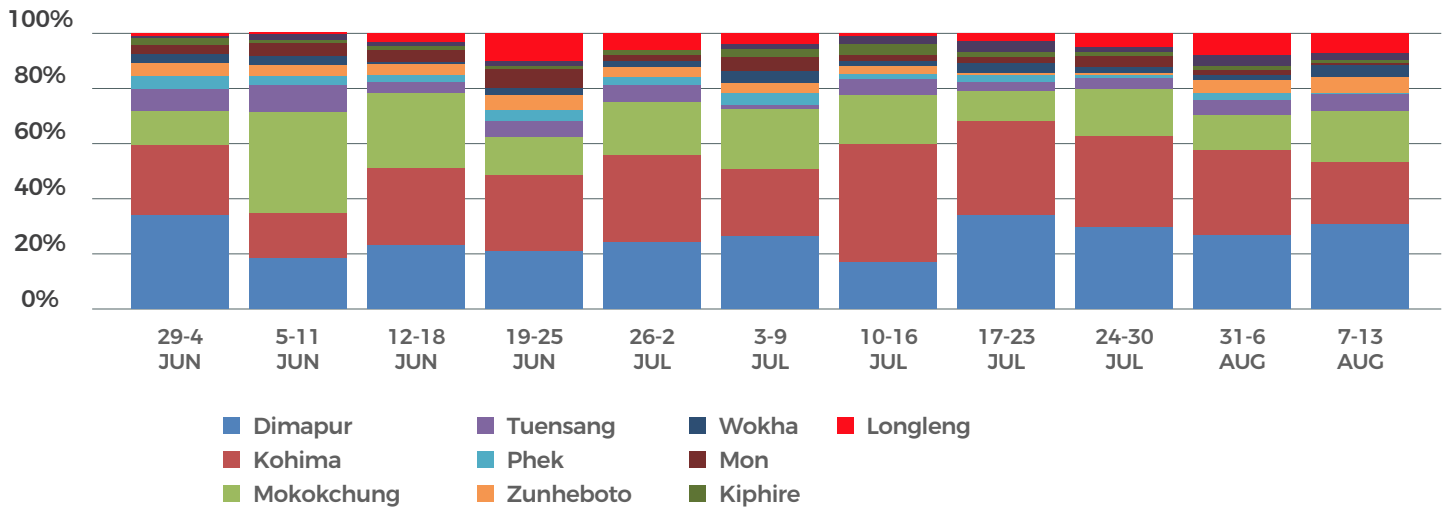
DISTRICT	17-23 JULY	24-30 JULY	31-6 AUG	7-13 AUG	Weekly change from past week	Percent Weekly change
Dimapur	3052	3188	3286	2939	-347	-11%
Kiphire	184	353	228	353	125	55%
Kohima	1545	1327	1462	1458	-4	0%
Longleng	338	211	295	335	40	14%
Mokokchung	747	1256	1132	1445	313	28%
Mon	835	1101	1061	772	-289	-27%
Peren	333	973	535	1382	847	158%
Phek	230	174	415	207	-208	-50%
Tuensang	276	450	806	840	34	4%
Wokha	720	150	265	337	72	27%
Zunheboto	89	274	2285	3007	722	32%
State	8349	9457	11770	13075	1305	11%

WEEKLY TESTING BY RAT, TRUENAT AND RT-PCR

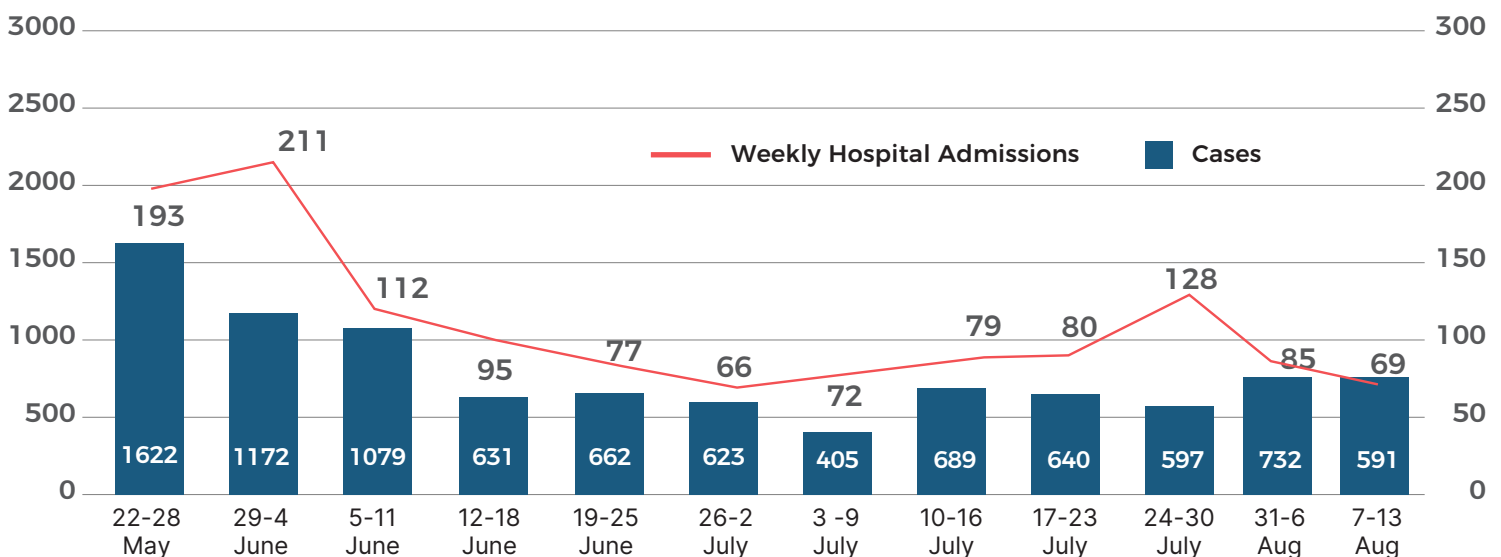


WEEKLY NEW CASES DISTRICT WISE

DISTRICT	12-18 JUNE	19-25 JUNE	26 - 2 JULY	3 - 9 JULY	10-16 JULY	17-23 JULY	24-30 JULY	31 JULY - 6 AUG	7-13 AUG
Dimapur	143	138	147	104	109	214	173	190	178
Kohima	180	180	200	101	300	221	201	231	134
Mokokchung	166	91	116	86	124	69	99	94	110
Tuensang	29	39	40	7	39	22	24	40	36
Phek	17	27	19	19	13	18	10	17	5
Zunheboto	22	36	23	14	20	3	5	34	31
Wokha	6	20	13	19	14	23	11	15	26
Mon	30	47	13	21	16	15	25	13	6
Kiphire	8	6	11	10	22	8	7	10	4
Longleng	9	10	0	8	23	29	11	31	18
Peren	21	68	41	16	9	18	31	57	43



WEEKLY NEW COVID-19 HOSPITAL ADMISSIONS AGAINST TOTAL CONFIRMED CASES



DISTRIBUTION OF CASES BY AGE-GROUP, GENDER AND YEAR AMONG STUDENTS

Age Group	2020		2021	
	Cases	%	Cases	%
4-10	223	24	505	20
11-17	312	34	1045	42
18- 24	339	37	887	36
25-32	40	4	60	2
TOTAL	914	100%	2,497	100%

Gender	2020		2021	
	Cases	%	Cases	%
Male	457	50	1245	50
Female	457	50	1252	50
TOTAL	914	100%	2,497	100%

Measures to ensure safe return to classrooms during the pandemic.

Stringent adherence to universal masking for staff and students matched by hand hygiene, physical distancing, adequate ventilation.

Vaccination of teachers, non-teaching staff and eligible students should be prioritised.

Level of community transmission in a district should be the key parameter to guide reopening (Positivity rate < 5%).

High level of testing and contact tracing within schools.

Classroom routines redesigned to limit student interaction inside and outside the rooms

COVID DEATHS IN THE STATE

12 deaths reported this week

DISTRIBUTION OF COVID DEATHS BY DURATION OF HOSPITALISATION AND YEAR

DURATION OF HOSPITALISATION	2020	2021
<24 Hours	9	93
1 day	10	70
2 days	8	49
3 - 5 days	12	74
6 - 10 days	14	62
11 - 15 days	7	37
16 - 22 days	1	18
52 days	0	1
Brought dead	2	14
Under Home Isolation	2	31
Not known *	7	57
Discharge against medical advice	0	2
Total	72	508

* yet to receive full summary

- 40% of deaths coming to hospitals in the second wave died within 24 hours of admission signifying very late arrival with advanced symptoms.
- 14 patients were brought dead to hospitals.
- 31 deaths happened under home isolation in the second wave

WEEKLY SAMPLE POSITIVITY RATE CHANGE IN DISTRICTS

District	12-18 JUNE	19-25 JUNE	26-2 JULY	3-9 JULY	10-16 JULY	17-23 JULY	24-30 JULY	31-6 AUG	7-13 AUG
Dimapur	6	7	6	6	4	8	6	6	6
Kohima	12	13	15	10	22	16	13	16	9
Tuensang	7	6	5	2	4	2	5	5	4
Mokokchung	22	13	19	11	17	9	8	8	8
Phek	7	9	4	2	3	4	6	4	2
Zunheboto	3	7	2	3	8	1	2	1	1
Mon	4	9	2	3	2	2	2	1	1
Longleng	5	9	0	8	11	14	5	11	5
Wokha	4	8	7	15	7	12	7	6	8
Kiphire	10	7	3	4	12	4	2	4	1
Peren	7	12	9	4	2	4	3	11	3
State	8	9	7	6	8	8	6	6	5

DISTRICT WISE COVID 19 SITUATIONAL LEVEL (07-13 AUGUST 2021)

District	Situational Level	Active Cases as on 13 AUG 2021	Weekly New Cases	Growth rate of new cases (7dma)	Total Deaths till date	Weekly Deaths	Weekly Covid-19 hospital admissions	Bed Occupancy of Oxygen supported beds % as on 13 AUG 2021	Weekly Samples Tested	Weekly Sample Positivity Rate %
Dimapur	2	446	178	0.19	354	4	27	4	2939	6%
Kohima	2	314	134	0.22	103	4	15	7	1458	9%
Mokokchung	2	238	110	0.81	48	2	14	42	1445	8%
Peren	1	78	43	0.71	3	0	0	0	1382	3%
Tuensang	1	74	36	0.53	11	1	6	10	840	4%
Zunheboto	1	69	31	0.79	14	0	0	0	3007	1%
Wokha	2	41	26	1.17	11	0	1	0	337	8%
Longleng	2	36	18	0.99	0	0	0	0	335	5%
Mon	1	23	6	0.08	11	1	4	11	772	1%
Kiphire	1	15	4	0.25	8	0	0	0	353	1%
Phek	1	12	5	0.15	17	0	2	9	207	2%
State Total		1346	591	0.29	580	12	69	6	13075	5%

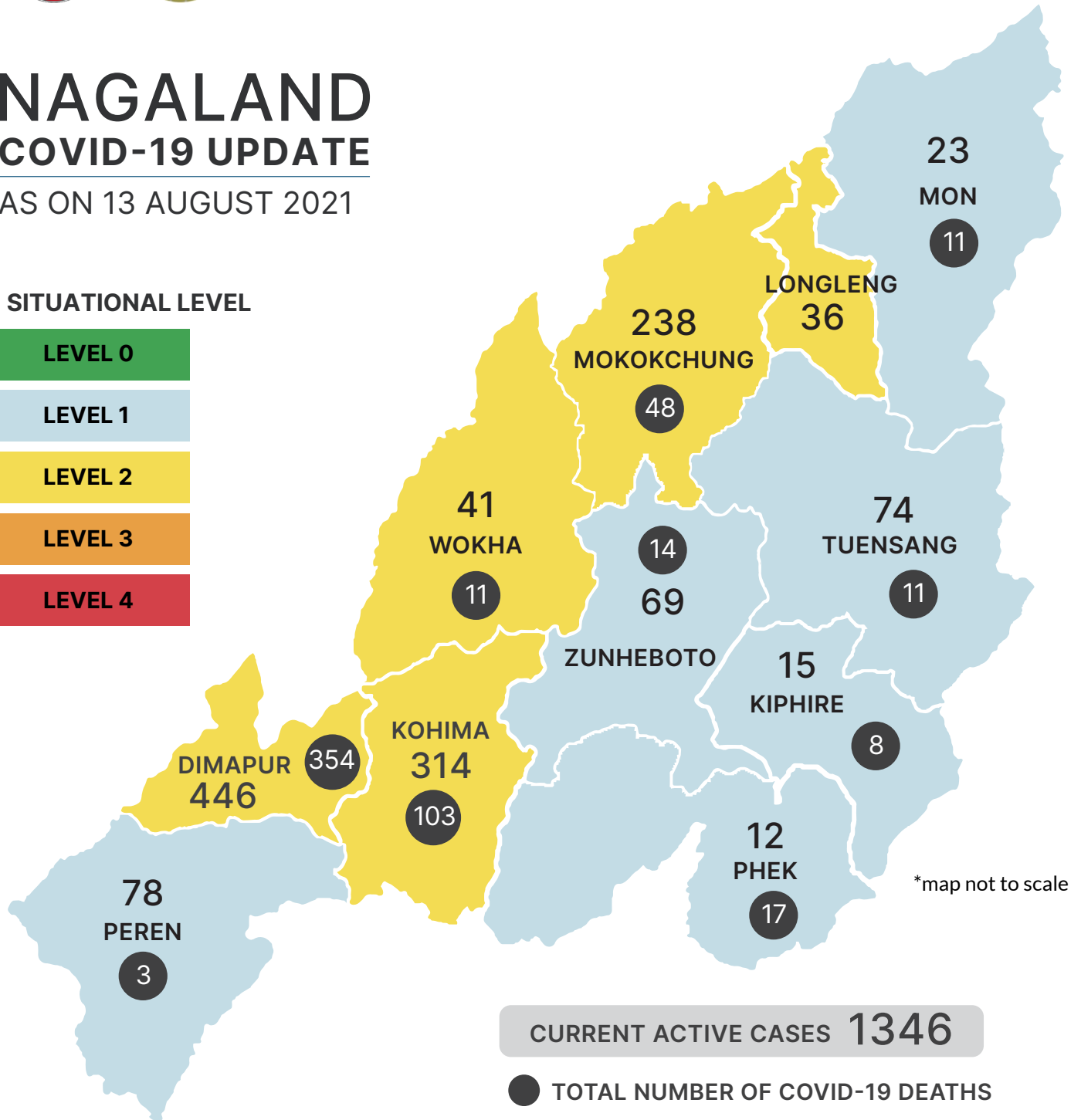


DEPARTMENT OF HEALTH AND FAMILY WELFARE
 INTEGRATED DISEASE SURVEILLANCE PROGRAMME
 KOHIMA: NAGALAND

NAGALAND COVID-19 UPDATE

AS ON 13 AUGUST 2021

SITUATIONAL LEVEL



CURRENT ACTIVE CASES **1346**

● TOTAL NUMBER OF COVID-19 DEATHS

*For data reporting, Noklak is covered under Tuensang district as there is no separate surveillance unit yet for the district.

LET'S STOP COVID-19!



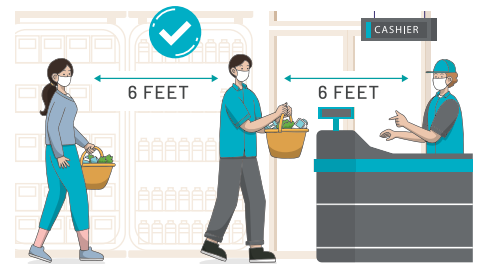
GET VACCINATED



WEAR MASK



WASH HANDS



WATCH DISTANCE

COVID-19 VACCINATION

for all citizens 18 years and above



REGISTRATION

at vaccination center
or online at
WWW.COWIN.GOV.IN

select preferred Covid19
Vaccination Center (Govt./Pvt.)



CONFIRMATION


- 1 - SMS on registration
- 2 - SMS with date, time & place of vaccination
- 3 - SMS after 1st dose & next due date & time




VACCINATION


carry photo ID proof for
verification.

VACCINATION AT GOVERNMENT FACILITIES IS FREE!

 www.nagahealth.nagaland.gov.in

 @MyGovNagaland

 www.covid19.nagaland.gov.in

 @HealthNagaland

 www.nsdma.nagaland.gov.in

 Coronaga


DR. NEIKHRIELIE KHI MIAO
Principal Director
Department of H&FW, Nagaland

Bibliography:

DoHFW, Nagaland; COVID-19 War Room, Nagaland; MoHFW; WHO; WCO Nagaland; NCDC, New Delhi; CDC, Atlanta; Bloomberg ; NEJM; BMJ