

# COVID-19 WEEKLY BULLETIN



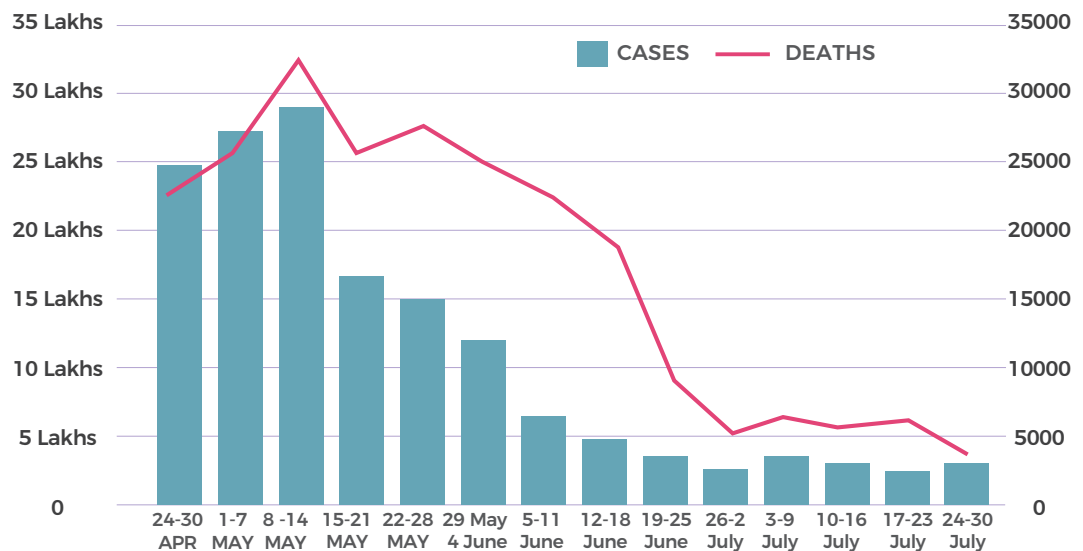
## Global Epidemiological Update

196 million people have been infected with more than 4.20 million Covid-19 deaths till date. The WHO situational report showed an 8% increase in new cases from the past week with maximum increase in the Americas and the western Pacific region. Highest number of new cases has been reported from USA, Brazil and Indonesia.

## National update

27.9 lakh new cases and 3,747 deaths were reported across the country with a slight increase in new cases from the previous week.

Kerala has the maximum active cases in the country constituting nearly 37% of total active cases.



As on 30 JULY 2021

Global   National   State				
Variables	Confirmed cases	Deaths	Death Rate	Total Covid-19 Vaccine Doses given
World	19,65,53,009	42,00,412	2.14%	3.83 billion
India	3,15,72,344	4,23,217	1.34%	45.60 crores
Nagaland	27,713	547	1.97%	7.67 lakhs

As on 30 JULY 2021

North Eastern States		
State	Active Cases	Total Deaths
Assam	14114	5221
Mizoram	11862	141
Manipur	10895	1521
Meghalaya	5750	1062
Arunachal Pradesh	4252	225
Tripura	3640	754
Sikkim	3297	337
Nagaland	1274	547

### In the past week:

World: 42,68,802 cases and 63,894 deaths.

India: 27,92,82 cases and 3,747 deaths.

Nagaland: 597 cases and 24 deaths.

“ The most important public health action to end the pandemic remains increasing vaccination coverage, which saves lives, prevents illness, and reduces the spread of Covid-19. ”

Center for Disease Control, USA

## WEEKLY SUMMARY

ISSUE NO.56 | 31 JULY 2021

COVID-19  
WEEKLY BULLETIN

- 597 cases and 24 deaths were reported from the week. While a slight decrease in cases is observed, **deaths have increased** from the previous week.
- 9,457 samples were tested with a positivity rate of 6% compared to 8% the previous week. **Kohima has reported the highest weekly sample positivity rate at 13%.**
- There has been a **marked increase in Covid-19 Hospital admissions in the week with a 60% increase** from the last week. This **indicates high undetected/unreported Covid-19 transmission in the community.** Dimapur, Kohima and Mokokchung reported the maximum number of admissions.
- A 9-day old infant succumbed to Covid-19 in the past week. As children cannot be vaccinated for Covid-19 yet, **vaccination of parents, elders and teachers will reduce transmission to children** along with adherence to Covid-19 personal safety measures.



GET VACCINATED



WEAR MASK



WASH HANDS



WATCH DISTANCE

# COVID-19 VACCINATION

## 7.67 Lakh doses of vaccines have been administered.

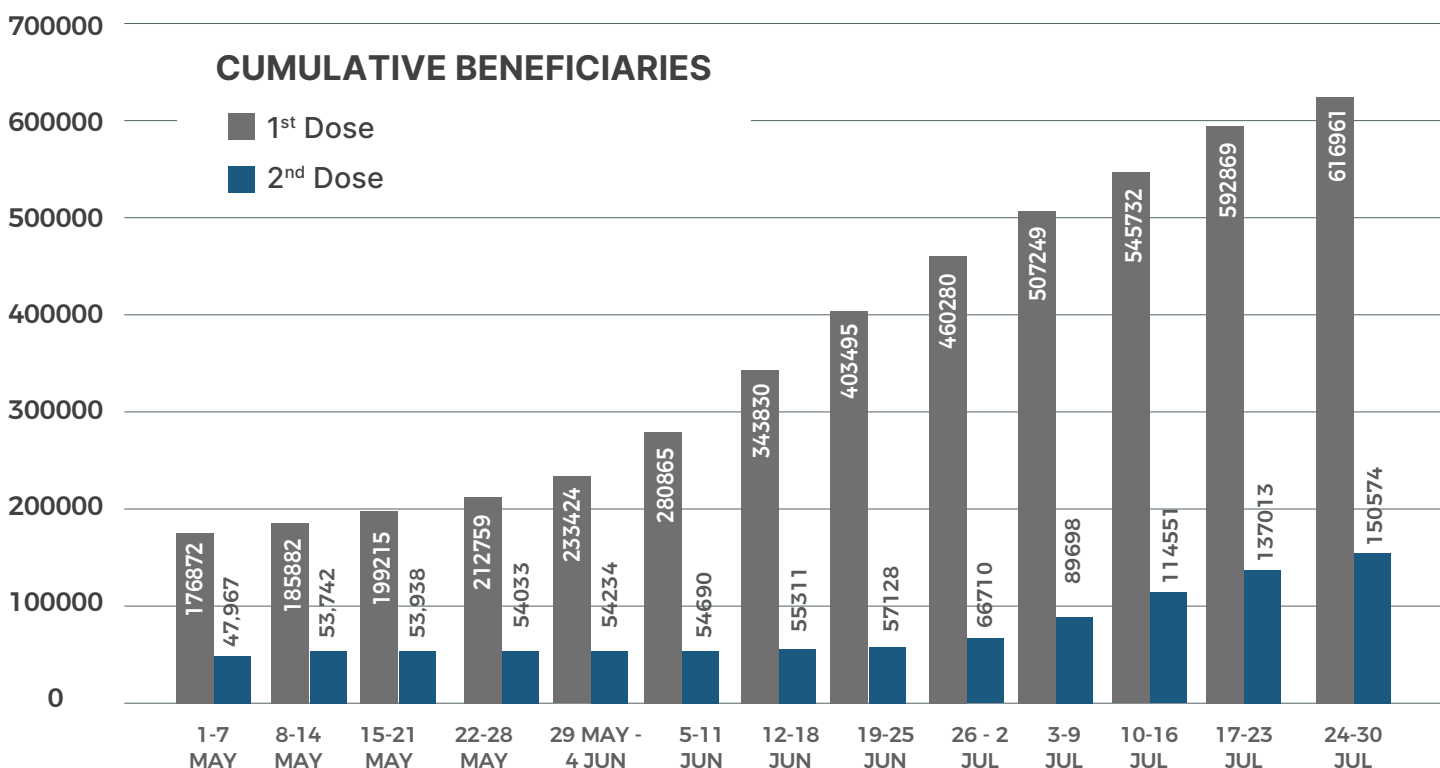
### 37,653 doses administered the past week.

Category	1 <sup>st</sup> Dose	2 <sup>nd</sup> Dose
Health Care Workers	15,966	12,434
Frontline Workers	60,796	39,572
45 years & above	1,85,115	98,249
18 to 44 years	3,55,084	319
<b>State</b>	<b>6,16,961</b>	<b>1,50,574</b>

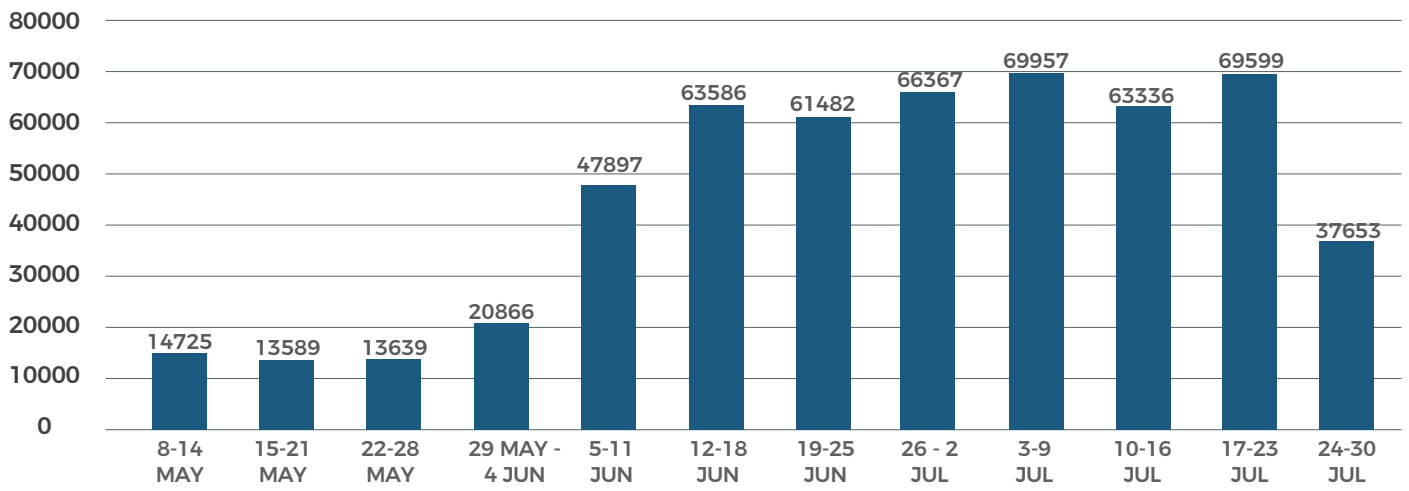
District	Total doses administered	Total Doses administered in the last 7 days	1 <sup>st</sup> dose Coverage of 18+population
Dimapur	262635	15089	99 %
Kohima	117936	4514	60 %
Longleng	24425	847	53 %
Mokokchung	83110	5086	46 %
Mon	77428	4612	39 %
Zunheboto	42584	1176	38 %
Wokha	41861	1870	30 %
Tuensang	43229	1994	30 %
Phek	38164	807	29 %
Peren	21712	1138	28 %
Kiphire	14451	520	21 %
<b>State</b>	<b>7,67,535</b>	<b>37,653</b>	<b>49%</b>

Pregnant mothers are now allowed to be vaccinated in India after intensive studies as the risk of Covid-19 disease far outweighs any possible risk of vaccination.

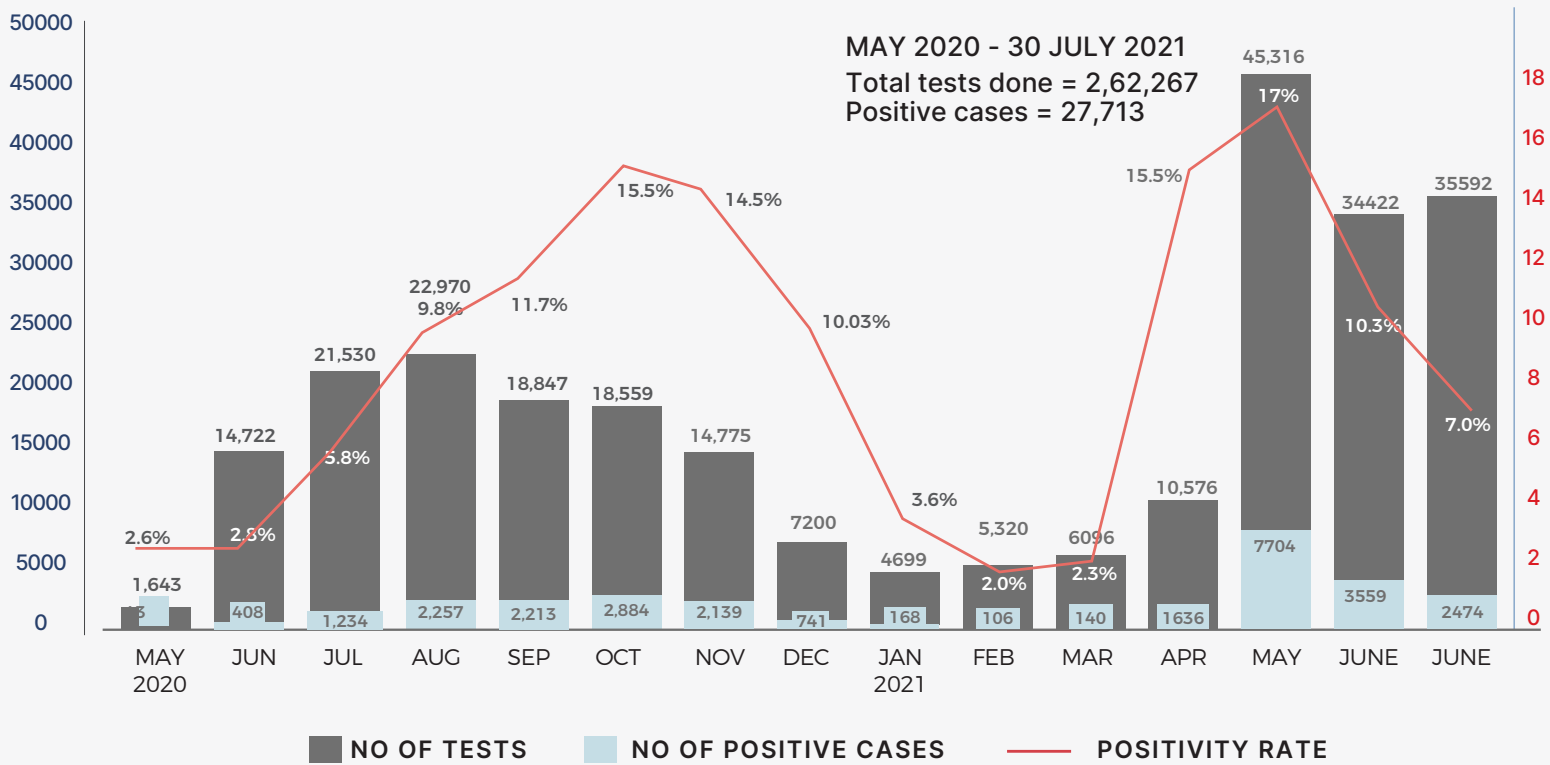
*\*Coverage is based on census and is subject to accuracy of census population, migration and other factors. Coverage will also vary by coverage of frontline and healthcare workers.*



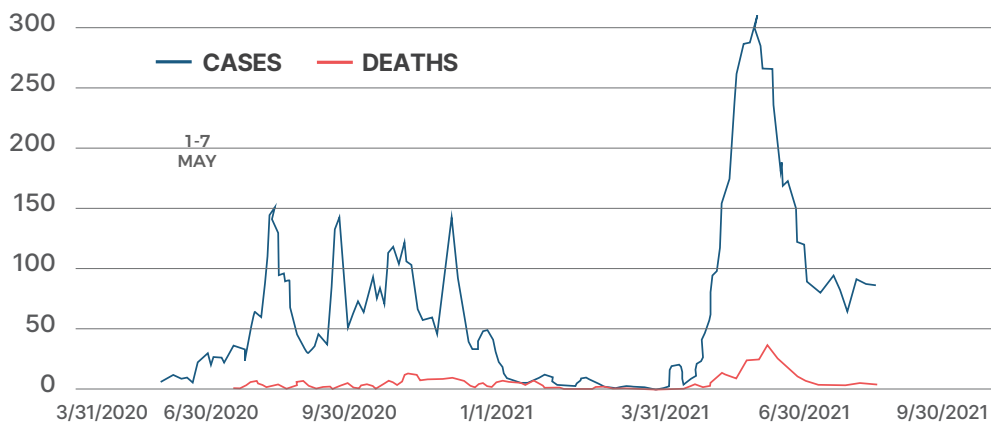
## TOTAL WEEKLY VACINE DOSES ADMINISTERED



## MONTHLY TESTING, CASES & POSITIVITY RATE



## DAILY COVID-19 CASE INCREASE WITH 7 DAY MOVING AVERAGE

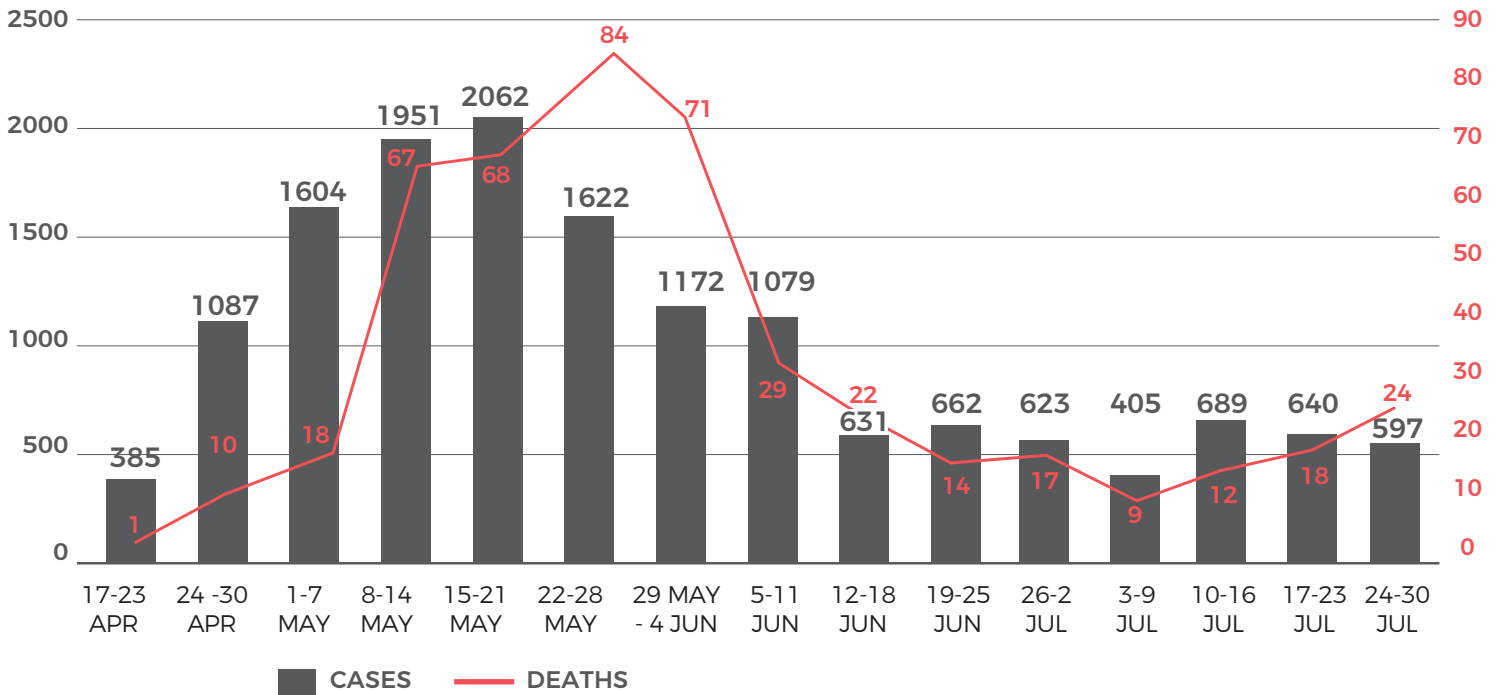


# CONFIRMED CASES (weekly data)

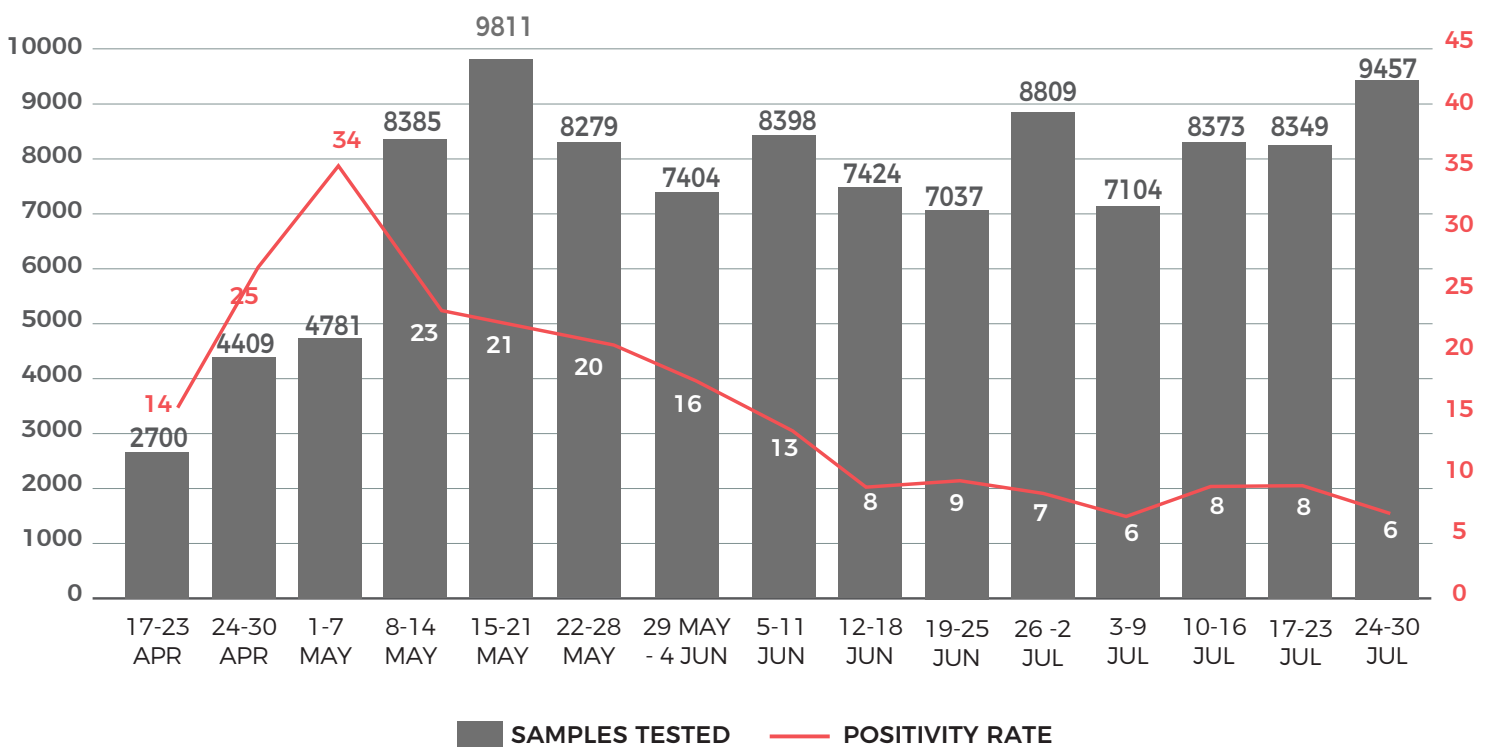
COVID-19  
WEEKLY BULLETIN

597 confirmed cases this week

## WEEKLY DATA OF CONFIRMED CASES AND DEATHS



## WEEKLY DATA ON SAMPLE TESTING & SAMPLE POSITIVITY RATE



## CONFIRMED CASES THIS WEEK

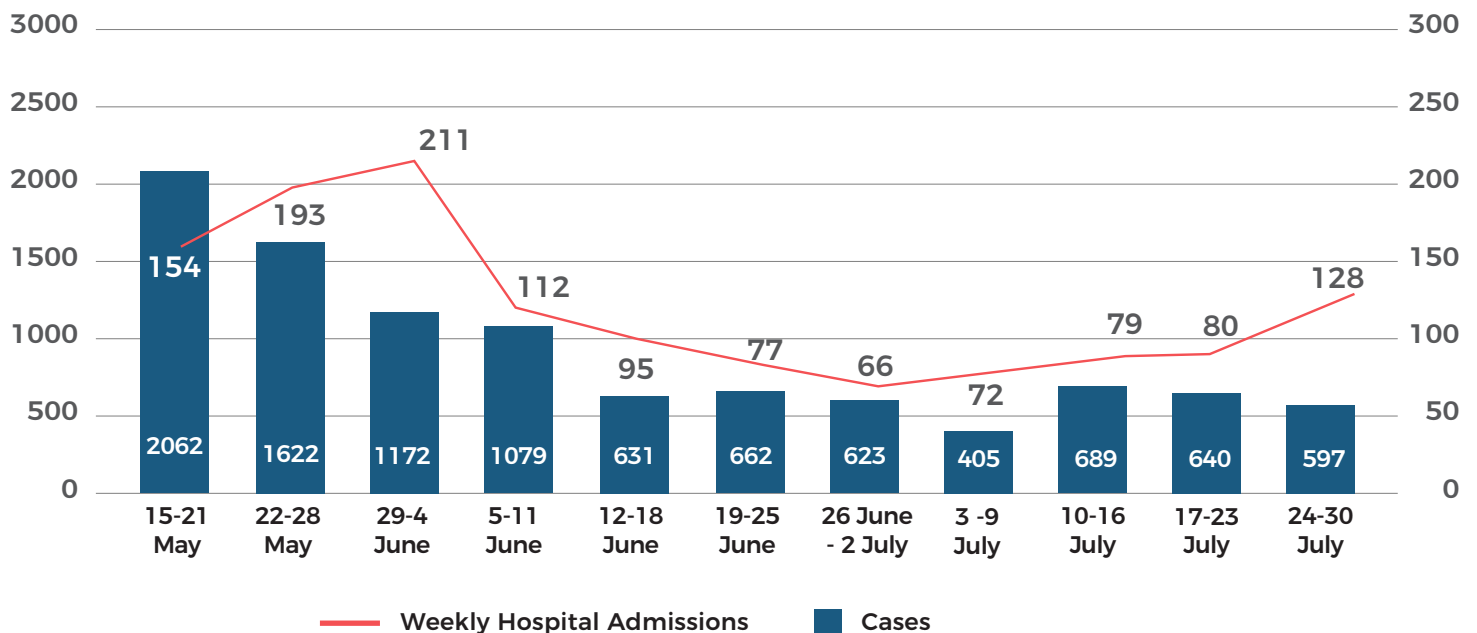
Category	Cases	%
Self-Test/ Random Test	312	52 %
Traced Contacts	189	32 %
Travellers	42	7 %
Security personnel	28	5 %
Frontline Workers	26	4 %
<b>TOTAL</b>	<b>597</b>	<b>100%</b>

9457 samples were tested  
the past week with a  
weekly positivity rate of 6%.

## WEEKLY NEW CASES DISTRICT WISE

DISTRICT	29 MAY - 4 JUNE	5 - 11 JUNE	12-18 JUNE	19-25 JUNE	26 JUNE - 2 JULY	3 - 9 JULY	10-16 JULY	17-23 JULY	24-30 JULY
Dimapur	396	186	143	138	147	104	109	214	173
Kohima	296	187	180	180	200	101	300	221	201
Mokokchung	142	396	166	91	116	86	124	69	99
Tuensang	98	106	29	39	40	7	39	22	24
Phek	58	36	17	27	19	19	13	18	10
Zunheboto	49	42	22	36	23	14	20	3	5
Wokha	40	33	6	20	13	19	14	23	11
Mon	43	55	30	47	13	21	16	15	25
Kiphire	25	12	8	6	11	10	22	8	7
Longleng	14	20	9	10	0	8	23	29	11
Peren	11	6	21	68	41	16	9	18	31

## WEEKLY NEW COVID-19 HOSPITAL ADMISSIONS AGAINST TOTAL CONFIRMED CASES



## DISTRIBUTION OF CASES BY AGE GROUP

Age Group	2020		2021	
	Cases	%	Cases	%
.02-1	25	0.2	62	0.4
1.1-5	146	1	229	1
6-10	189	2	392	2
11-20	1005	8	1989	13
21-30	3579	30	4197	27
31-40	4060	34	3874	25
41-50	1750	15	2374	15
51-60	849	7	1531	10
61-70	210	2	678	4
71-106	114	1	460	3
<b>TOTAL</b>	<b>11,927</b>	<b>100%</b>	<b>15,786</b>	<b>100%</b>

# COVID DEATHS IN THE STATE

COVID-19  
WEEKLY BULLETIN

24 deaths reported this week

TIMING	DEATHS	NO OF CASES	CFR
Case fatality rate (CFR)	547	27713	1.9%
Median age		55 years (range: 9 days-104 years)	
Gender	Female	29% (160/547)	
	Male	71% (387/547)	
Deaths with Comorbidity		49% (267/547)	
Deaths with pregnancy		3.7% (6/160)	

## DISTRIBUTION OF DEATHS BY AGE GROUP

Age Group	2020		2021	
	Deaths	%	Deaths	%
0.09-1	0	0	1	0.2
1.1-15	0	0	0	0
16-20	0	0	2	0.4
21-30	6	8	19	4
31-45	19	26	123	26
46-60	19	26	160	34
61-75	17	24	123	26
76-104	11	15	47	10
<b>TOTAL</b>	<b>72</b>	<b>100%</b>	<b>475</b>	<b>100%</b>

## DISTRICT WISE DISTRIBUTION OF DEATHS UNDER HOME ISOLATION

TIMING	2020	2021
Dimapur	2	12
Mokokchung	0	14
Phek	0	5
Mon	0	2
Kohima	0	2
Zunheboto	0	1
Kiphire	0	1
<b>TOTAL</b>	<b>2</b>	<b>38</b>



## WEEKLY SAMPLE POSITIVITY RATE CHANGE IN DISTRICTS

District	29 MAY - 4 JUNE	5-11 JUNE	12-18 JUNE	19-25 JUNE	26 JUNE - 2 JULY	3 - 9 JULY	10-16 JULY	17-23 JULY	24-30 JULY
Dimapur	13	8	6	7	6	6	4	8	6
Kohima	19	12	12	13	15	10	22	16	13
Tuensang	21	18	7	6	5	2	4	2	5
Mokokchung	16	28	22	13	19	11	17	9	8
Phek	14	11	7	9	4	2	3	4	6
Zunheboto	32	6	3	7	2	3	8	1	2
Mon	13	8	4	9	2	3	2	2	2
Longleng	9	11	5	9	0	8	11	14	5
Wokha	20	9	4	8	7	15	7	12	7
Kiphire	14	9	10	7	3	4	12	4	2
Peren	10	7	7	12	9	4	2	4	3
State	16	13	8	9	7	6	8	8	6

## DISTRICT WISE COVID 19 SITUATIONAL LEVEL (24-30 JULY 2021)

District	Situational Level	Active Cases as on 23 July 2021	Weekly New Cases	Growth rate of new cases (7dma)	Total Deaths till date	Weekly Deaths	Weekly Covid-19 hospital admissions	Bed Occupancy of Oxygen supported beds % as on 30 JULY 2021	Weekly Samples Tested	Weekly Sample Positivity Rate %
Kohima	2	483	173	0.3	95	2	40	7	1327	13%
Dimapur	2	385	201	0.22	339	12	50	9	3188	6%
Mokokchung	2	207	99	0.82	44	6	16	33	1256	8%
Peren	1	39	31	0.58	2	0	0	0	973	3%
Mon	1	36	25	0.34	9	0	8	22	1101	2%
Tuensang	2	34	24	0.38	9	2	4	2	450	5%
Phek	2	25	10	0.32	17	0	1	5	174	6%
Wokha	2	23	11	0.55	10	1	5	9	150	7%
Kiphire	1	21	7	0.47	8	1	1	0	353	2%
Longleng	2	13	11	0.73	0	0	3	10	211	5%
Zunheboto	1	8	5	0.14	14	0	0	0	274	2%
State Total	-	1274	597	0.31	547	24	128	8	9457	6%

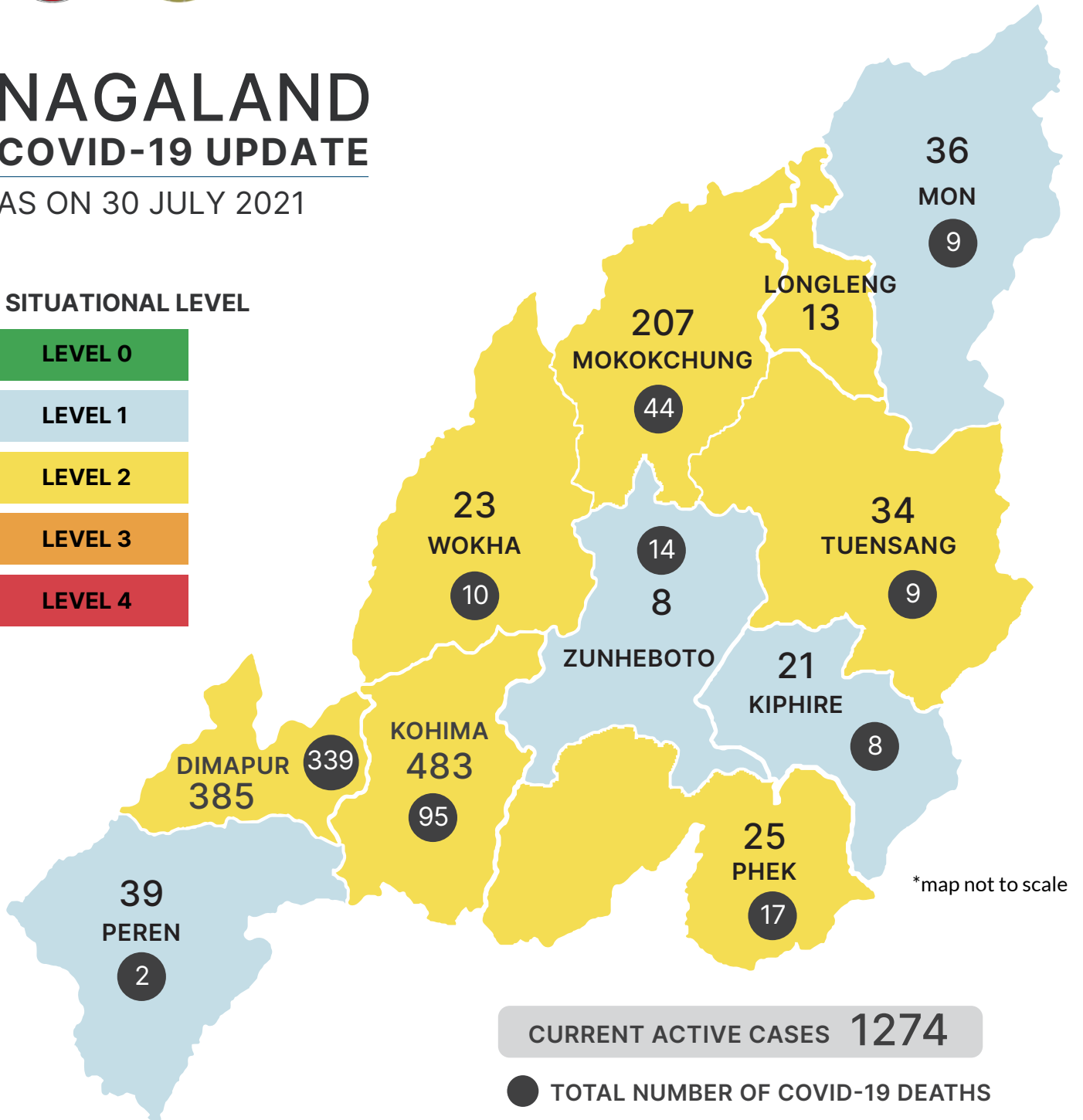


DEPARTMENT OF HEALTH AND FAMILY WELFARE  
 INTEGRATED DISEASE SURVEILLANCE PROGRAMME  
 KOHIMA: NAGALAND

# NAGALAND COVID-19 UPDATE

AS ON 30 JULY 2021

## SITUATIONAL LEVEL



\*For data reporting, Noklak is covered under Tuensang district as there is no separate surveillance unit yet for the district.

# LET'S STOP COVID-19!



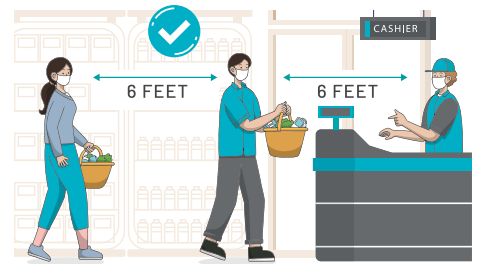
**GET VACCINATED**



**WEAR MASK**



**WASH HANDS**



**WATCH DISTANCE**

## COVID-19 VACCINATION

for all citizens 18 years and above



### **REGISTRATION**

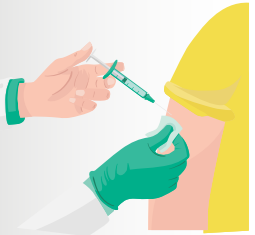
at vaccination center  
or online at  
**WWW.COWIN.GOV.IN**

select preferred Covid19  
Vaccination Center (Govt./Pvt.)



### **CONFIRMATION**

- 1 - SMS on registration
- 2 - SMS with date, time & place of vaccination
- 3 - SMS after 1<sup>st</sup> dose & next due date & time



### **VACCINATION**


carry photo ID proof for  
verification.


**VACCINATION AT GOVERNMENT FACILITIES IS FREE!**

 [www.nagahealth.nagaland.gov.in](http://www.nagahealth.nagaland.gov.in)

 @MyGovNagaland

 [www.covid19.nagaland.gov.in](http://www.covid19.nagaland.gov.in)

 @HealthNagaland

 [www.nsdma.nagaland.gov.in](http://www.nsdma.nagaland.gov.in)

 Coronaga



**DR. NEIKHRIELIE KHI MIAO**  
Principal Director  
Department of H&FW, Nagaland

#### Bibliography:

DoHFW, Nagaland; COVID-19 War Room, Nagaland; MoHFW; WHO; WCO Nagaland; NCDC, New Delhi; CDC, Atlanta; Bloomberg ; NEJM; BMJ